Proposed indicative artist impression of housing streetscape. All landsacpe features are indicative only. Refer to landscape consultants documentation package for landscape design & plant species selection.

RIVERLANDS SITE 7A

STAGE 1 - SITE 7A
LOTS: 7A-081 - 7A-152

SHEET No.	DRAWING TITLE	REVISION
000	COVER SHEET	B
050	LOCALITY & SITE ANALYSIS PLAN	B
100	SUBDIVISION PLAN	B
101	LOT LAYOUT AND SITING	B
110	EROSION & SEDIMENT CONTROL PLAN	B
120	HYDRAULIC CONCEPT PLAN	B
210	GROUND FLOOR PLAN	B
220	FIRST FLOOR PLAN	B
250	ROOF / FIRE RATED EAVES PLAN	B
260	ELEVATIONS LOTS 081 -092	B
261	ELEVATIONS LOTS 101 - 112	B
262	ELEVATIONS LOTS 121 - 132	B
263	ELEVATIONS LOTS 141 - 142	B
264	ELEVATIONS LOTS 151 - 152	B
268	COLOURED STREETSCAPE	B
270	SECTIONS	B
271	SECTIONS	B
272	SECTIONS	B
290	NEIGHBOURING NOTIFICATION PLANS	B
291	NEIGHBOURING NOTIFICATION PLANS	B
292	NEIGHBOURING NOTIFICATION PLANS	B
401	SHADOW PLAN 22 SEPT - 9AM	B
402	SHADOW PLAN 22 SEPT - 12NOON	B
403	SHADOW PLAN 22 SEPT - 3PM	B
404	SHADOW ANALYSIS	B
410	SUN EYE VIEWS - 21 JUNE - 8am - 9am	B
411	SUN EYE VIEWS - 21 JUNE - 10am - 11am	B
412	SUN EYE VIEWS - 21 JUNE - 12pm - 1pm	B
413	SUN EYE VIEWS - 21 JUNE - 2pm - 3pm	B
414	SUN EYE VIEWS - 21 JUNE - 4pm	B
420	PRIVATE OPEN SPACE AND PERMEABLE AREA PLAN	B
430	FSR / GFA AREA PLANS GROUND FLOOR	B
431	FSR / GFA AREA PLANS FIRST FLOOR	B
720	BASIX REQUIREMENTS	B
721	BASIX REQUIREMENTS	B
800	TYPICAL DETAILS	B

1 ESTATE PLAN

Certificate No. # TMTH3HKPXI

Scan QR code or follow website link for rating details.

Assessor name Claude-Francois Sookloll
Accreditation No. DMN/14/1662
Property Address 7A-081, Lot 7A-081 (#56) Prescot Parade MILPERRA, 2214, NSW, 2214

https://www.fr5.com.au/QRCodeLanding?PublicId=TMTH3HKPXI

date	rev	amendment
28.02.25	B	ISSUE FOR DA SUBMISSION
31.01.25	A	ISSUE FOR BASIX ASSESSMENT

MIRVAC DESIGN
Level 28 135 George St
Sydney NSW 2000
T 02 9080 8000
Mirvac Design Pty Ltd.
ABN 78 003 359 153
Mirvac Design Nominated / Responsible Architects
Anita Verma Michael Wiener David Hirst Andrew La
https://www.mirvacdesign.com/nominated-architects

client: mirvac

project:
RIVERLANDS - MILPERRA
56 Prescot Parade, Milperra NSW 2214
stage: 01
site: 7A

title:
COVER SHEET

job no: MB-10245
drawing no: 000
date: 28.02.25 scale @ A1: 1 : 5000 rev: B

Copyright of the design and other information shown here is owned by Mirvac Design pty. ltd. Reproduction or use of the design by any party for any purpose is expressly forbidden without the written permission of Mirvac Design pty. ltd.

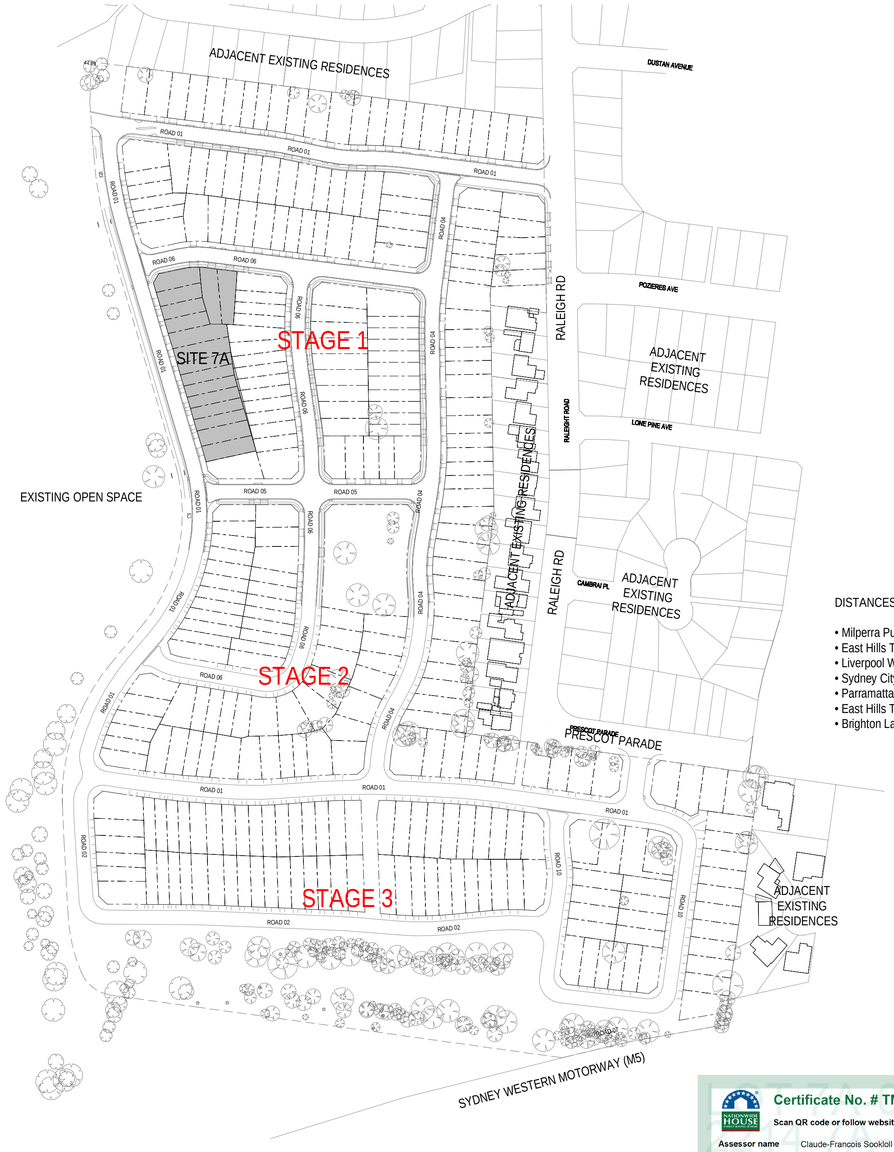

1 LOCALITY PLAN

1 : 2000

DISTANCES TO NEARBY LANDMARKS

- Milperra Public School - Approx 10 min walk
- East Hills Technology Highschool - Approx 9 min drive
- Liverpool Westfields - Approx 20 min drive
- Sydney City CBD - Approx 30 mins drive
- Parramatta City CBD - Approx 30 min drive
- East Hills Train Station - Approx 7 min drive
- Brighton Lakes Golf Club - Approx 10 min drive

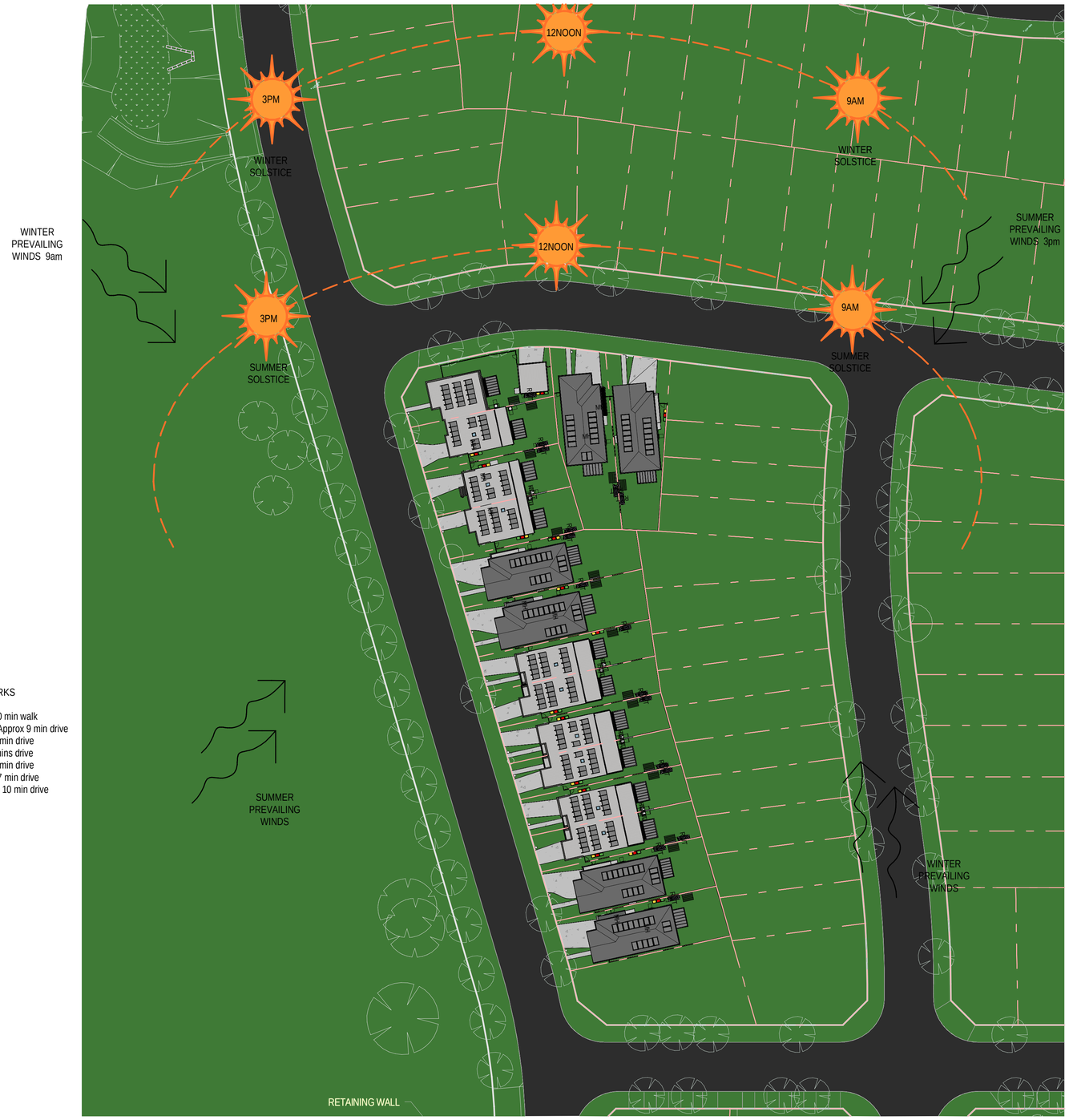

2 SITE ANALYSIS

1 : 500

Certificate No. # TMTH3HKPXI

Scan QR code or follow website link for rating details.

Assessor name	Claude-Francois Sookloll
Accreditation No.	DMN/14/1662
Property Address	7A-081, Lot 7A-081 (#56) Prescot Parade MILPERRA, 2214, NSW, 2214

https://www.fr5.com.au/QRCodeLanding?PublicId=TMTH3HKPXI

date	rev	amendment
28.02.25	B	ISSUE FOR DA SUBMISSION
31.01.25	A	ISSUE FOR BASIX ASSESSMENT

MIRVAC DESIGN
Level 28 225 George St
Sydney NSW 2000
T 02 9080 8600
architecture & urban design
interior design
landscape design
graphic design
Mirvac Design Pty Ltd.
ABN 78 003 359 313
Mirvac Design Nominated / Responsible Architects
Anita Verma Michael Wiener David Hirst Andrew La
https://www.mirvacdesign.com/nominated-architects

client: mirvac

project:
RIVERLANDS - MILPERRA
56 Prescot Parade, Milperra NSW 2214
stage: 01
site: 7A

title:
LOCALITY & SITE ANALYSIS PLAN

job no: MB-10245
drawing no: 050
date: 28.02.25
scale @ A1: As indicated
rev: B

Copyright of the design and other information shown here is owned by Mirvac Design pty. ltd. Reproduction or use of the design by any party for any purpose is expressly forbidden without the written permission of Mirvac Design pty. ltd.

1 SUBDIVISION PLAN

NOTE:

• VEHICLE CROSSINGS SHOWN ARE INDICATIVE ONLY. PLEASE REFER TO CIVIL ENGINEERING DRAWINGS FOR DETAILED LOCATIONS AND DIMENSIONS.

• REFER TO CIVIL ENGINEERING SET ADDITIONAL INFORMATION ON BOUNDARIES AND LOT LAYOUT

Certificate No. # TMTH3HKPXI

NATIONWIDE HOUSE ENERGY RATING

Scan QR code or follow website link for rating details.

Assessor name	Claude-Francois Sookloll
Accreditation No.	DMN/14/1662
Property Address	7A-081, Lot 7A-081 (#56) Prescot Parade MILPERRA, 2214, NSW, 2214

https://www.fr5.com.au/QRCodeLanding?PublicId=TMTH3HKPXI

date	rev	amendment
28.02.25	B	ISSUE FOR DA SUBMISSION
31.01.25	A	ISSUE FOR BASIX ASSESSMENT

MIRVAC DESIGN
architecture
urban design
interiors
graphic design

Level 28 200 George St
Sydney NSW 2000
T 02 9080 8000

Mirvac Design Pty Ltd.
ABN 78 003 359 313

Mirvac Design Nominated / Responsible Architects
Anita Verma Michael Wiener David Hirst Andrew Le
https://www.mirvacdesign.com/nominated-architects

client: mirvac

project:
RIVERLANDS - MILPERRA
56 Prescot Parade, Milperra NSW 2214
stage: 01
site: 7A

title:
SUBDIVISION PLAN

job no: MB-10245
drawing no: 100
date: 28.02.25
scale @ A1: 1 : 200
rev: B

Copyright of the design and other information shown here is owned by Mirvac Design pty. ltd. Reproduction or use of the design by any party for any purpose is expressly forbidden without the written permission of Mirvac Design pty. ltd.

SITE 7A MODEL TYPES		Site -7A - FSR Calculation			
Lot No.	House Type	Lot No.	Lot_Area	Total Area*	FSR
7A-081	220AA-DF40-F7	7A-081	350.1 m²	175.5 m²	50.14%
7A-082	220AK-DF40-F3	7A-082	350.7 m²	175.3 m²	49.99%
7A-091	214AL-SF3A-F4	7A-091	256.0 m²	126.9 m²	49.57%
7A-092	214AL-SF3A-F3	7A-092	256.4 m²	126.4 m²	49.30%
7A-101	214AL-SF3A-F3	7A-101	256.1 m²	126.8 m²	49.53%
7A-102	214AL-SF3A-F1	7A-102	256.5 m²	126.9 m²	49.47%
7A-111	214AL-SF3A-F4	7A-111	256.9 m²	126.9 m²	49.36%
7A-112	214AL-SF3A-F3	7A-112	264.7 m²	126.9 m²	47.94%
7A-121	220AA-DF40-F7	7A-121	376.1 m²	175.5 m²	46.67%
7A-122	220AK-DF40-F3	7A-122	380.6 m²	175.3 m²	46.05%
7A-131	214AO-SF3A-F1	7A-131	256.0 m²	127.3 m²	49.73%
7A-132	214AN-SF3A-F1	7A-132	256.8 m²	127.5 m²	49.64%
7A-141	215AR-SF4A-F1	7A-141	277.3 m²	137.6 m²	49.63%
7A-142	216AE-NG4A-F1	7A-142	338.3 m²	146.7 m²	43.35%
7A-151	220AA-DF40-F6	7A-151	383.9 m²	175.5 m²	45.72%
7A-152	220AK-DF40-F3	7A-152	365.1 m²	175.3 m²	48.01%

NOTE:
PROPOSED HOUSE SRL'S CALCULATED ON AUSTRALIAN STANDARDS DRIVEWAY GRADES, FROM THE PROPOSED ROAD RL'S (MIN 2%) TO THE EXISTING GROUND LEVELS AT REAR WHERE TREES TO BE RETAINED
BENCHING PLAN IS BASED ON DESIGN LEVELS ONLY, AND SUBJECT TO REVIEW OF "WORKS AS EXECUTED" DRAWINGS ONCE THEY ARE RECEIVED

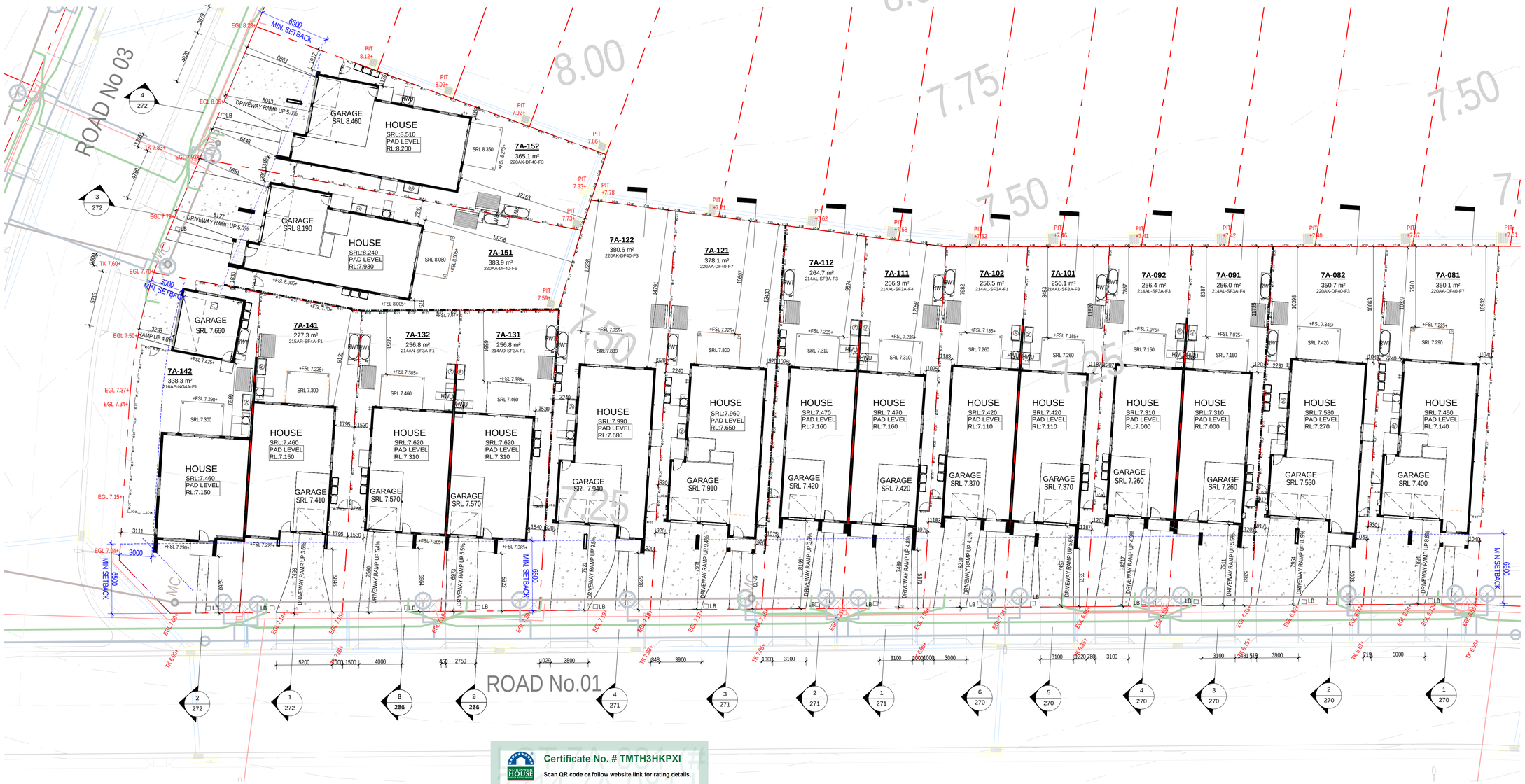

1 LOT LAYOUT AND SITING PLAN
1 : 200

Certificate No. # TMTH3HKPXI

Scan QR code or follow website link for rating details.

Assessor name Claude-Francois Sookloll
Accreditation No. DMN/14/1662
Property Address 7A-081, Lot 7A-081 (#56) Prescot Parade MILPERRA, 2214, NSW, 2214

https://www.fr5.com.au/QRCodeLanding?PublicId=TMTH3HKPXI

SITEWORK LEGEND

SERVICES

IHWU	INSTANTANEOUS GAS HOT WATER UNIT
G	GAS METER UNDER
	GAS METER
MB/ONU	METER BOX / OPTICAL NETWORK UNIT
	CABLE TV BOX
HC	GARDEN TAP
	BINS
RWT	RAIN WATER TANK
HYD	HYDRANT
WM	WATER METER
SV	STOP VALVE
AC	A/C CONDENSER UNIT

CIVIL SERVICES

	LV PILLAR (URD TYPE)
	SUBSTATION
	STREET LIGHT
	TELSTRA PIT
	CATV PIT
GPT	GROSS POLLUTANT TRAP
	GULLY PIT
	STORMWATER PIT
SEWER	PROPOSED SEWER MANHOLE
	PROPOSED SEWER
	PROPOSED WATER
	PROPOSED GAS
	PROPOSED COMMS
	PROPOSED ELECTRICAL DUCT ROUTE
	PROPOSED STORMWATER PIPE
	PROPOSED ELECTRICAL SERVICE CABLE

RETAINING WALLS/ FENCES

LB	LETTER BOX
	RETAINING WALL LOW HEIGHT BRICK PIER & BRICK PANEL FENCE RETAINING
	FENCE 180D HIGH TIMBER BATTENS ON BOTH SIDES OF TIMBER POSTS (STAGGERED)
FSW	FEATURE STONE WALL
AB-18	1800 HIGH VERTICAL METAL BATTENS
BT-18	1800 HIGH VERTICAL BATTENS
LC-18	1800 HIGH TIMBER LAPPED & CAPPED FENCE
LC-15	1500 HIGH TIMBER LAPPED & CAPPED FENCE
AB-11	1100 HIGH ANGLE BLADE FENCE
PF-18	1800 HIGH VERTICAL PICKET FENCE
PF-15	1500 HIGH VERTICAL PICKET FENCE
BRW	230 WIDE BRICK RETAINING WALL 900mm Max. Height (Rendered & Painted)
LOG-SL	LOG SLEEPER RETAINING WALL
IB-SL	I-BEAM CONCRETE SLEEPER WALL
BW	BLOCK WORK RETAINING WALL
DEB	DROP EDGE BEAM
WW	WET WALL
BWF	BLOCK WORK FEATURE RETAINING WALL
SF	SEDIMENT FENCE
STOCK PILE	STOCK PILE
* SRL	STRUCTURAL RELATIVE LEVEL
* EGL	EXISTING GROUND LEVEL
* FRL	FINISHED RELATIVE LEVEL
* TOW 50.000	LEVEL AT TOP OF RETAINING WALL
* BOW 50.000	LEVEL AT BOTTOM OF RETAINING WALL
* RL 50.000	BULK EARTHWORKS LEVEL
* FRL 50.000	FINISHED LANDSCAPE, DRIVEWAY, SLAB AND KERB LEVELS UP TO 150mm ABOVE BULK EARTHWORKS LEVEL
	SETOUT POINT
	BATTER (MAX 10%)
WCL	WALL MOUNTED CLOTHES LINE

NOTE:
- EASEMENT TO DRAIN WATER 1.5m WIDE
- EASEMENT TO DRAIN WATER; EASEMENT FOR SERVICES AND RIGHT OF ACCESS
- (X) EASEMENT FOR MAINTENANCE & OVERHANG 1.0m WIDE
- * DOWNPIPES CONNECTED TO COUNCIL STORMWATER SYSTEM
- IN RESPECT TO PROPOSED RETAINING WALLS CONFIRM THE EXTENT OF CUT OR FILL 500mm BEYOND TOE OF WALL ON HIGH SIDE AND BATTER AT A GRADE OF 10% TO PAD LEVEL

NATURE STRIP CONCEPT DIAGRAM:

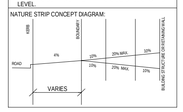

date	rev	amendment
28.02.25	B	ISSUE FOR DA SUBMISSION
31.01.25	A	ISSUE FOR BASIX ASSESSMENT

MIRVAC DESIGN
Level 28 200 George St Sydney NSW 2000 T 02 9080 8000
architecture interior design landscape design graphic design
Mirvac Design Pty Ltd. ABN 78 003 359 153
Mirvac Design Nominated / Responsible Architects
Anita Verma Michael Wiener David Hirst Andrew La
https://www.mirvacdesign.com/nominated-architects

client: mirvac

project:
RIVERLANDS - MILPERRA
56 Prescot Parade, Milperra NSW 2214
stage: 01
site: 7A

title:
LOT LAYOUT AND SITING

job no: MB-10245
drawing no: 101
date: 28.02.25 scale @ A1: 1 : 200 rev: B

Copyright of the design and other information shown here is owned by Mirvac Design pty. ltd. Reproduction or use of the design by any party for any purpose is expressly forbidden without the written permission of Mirvac Design pty. ltd.

0mm 100mm 200mm 300mm

1 BENCHING PLAN - EROSION & SEDIMENT CONTROL
1 : 200

NOTE:

PROPOSED HOUSE SRL'S CALCULATED ON AUSTRALIAN STANDARDS DRIVEWAY GRADES, FROM THE PROPOSED ROAD RL'S (MIN 2%) TO THE EXISTING GROUND LEVELS AT REAR WHERE TREES TO BE RETAINED

BENCHING PLAN IS BASED ON DESIGN LEVELS ONLY, AND SUBJECT TO REVIEW OF *WORKS AS EXECUTED* DRAWINGS ONCE THEY ARE RECEIVED

SITEWORK LEGEND

SERVICES	
IHWU	INSTANTANEOUS GAS HOT WATER UNIT
G	GAS METER UNDER
	GAS METER
MB/ONU	METER BOX / OPTICAL NETWORK UNIT
N	CABLE TV BOX
HC	GARDEN TAP
	BINS
RWT	RAIN WATER TANK
HYD	HYDRANT
WM	WATER METER
SV	STOP VALVE
AC	A/C CONDENSER UNIT
CIVIL SERVICES	
	LV PILLAR (URD TYPE)
	SUBSTATION
	STREET LIGHT
	TELSTRA PIT
	CATV PIT
GPT	GROSS POLLUTANT TRAP
	GULLY PIT
	STORMWATER PIT
MH	PROPOSED SEWER MANHOLE
	PROPOSED SEWER
	PROPOSED WATER
	PROPOSED GAS
	PROPOSED COMMS
	PROPOSED ELECTRICAL DUCT ROUTE
	PROPOSED STORMWATER PIPE
	PROPOSED ELECTRICAL SERVICE CABLE
RETAINING WALLS/ FENCES	
LB	LETTER BOX
	RETAINING WALL LOW HEIGHT BRICK PIER & BRICK PANEL FENCE RETAINING
	FENCE 1800 HIGH TIMBER BATTENS ON BOTH SIDES OF TIMBER POSTS (STAGGERED)
FSW	FEATURE STONE WALL
AB-18	1800 HIGH VERTICAL METAL BATTENS
BT-18	1800 HIGH VERTICAL BATTENS
LC-18	1800 HIGH TIMBER LAPPED & CAPPED FENCE
LC-15	1500 HIGH TIMBER LAPPED & CAPPED FENCE
AB-11	1100 HIGH ANGLE BLADE FENCE
PF-18	1800 HIGH VERTICAL PICKET FENCE
PF-15	1500 HIGH VERTICAL PICKET FENCE
BRW	230 WIDE BRICK RETAINING WALL 900mm Max. Height (Rendered & Painted)
LOG-SL	LOG SLEEPER RETAINING WALL
IB-SL	I-BEAM CONCRETE SLEEPER WALL
BW BW	BLOCK WORK RETAINING WALL
DEB	DROP EDGE BEAM
WW	WET WALL
BWF	BLOCK WORK FEATURE RETAINING WALL
SF	SEDIMENT FENCE
STOCK PILE	STOCK PILE
SRL	STRUCTURAL RELATIVE LEVEL
EGL	EXISTING GROUND LEVEL
FRL	FINISHED RELATIVE LEVEL
TOW 50.000	LEVEL AT TOP OF RETAINING WALL
BOW 50.000	LEVEL AT BOTTOM OF RETAINING WALL
RL 50.000	BULK EARTHWORKS LEVEL
FRL 50.000	FINISHED LANDSCAPE, DRIVEWAY, SLAB AND KERB LEVELS UP TO 150mm ABOVE BULK EARTHWORKS LEVEL
	SETOUT POINT
	BATTER (MAX 10%)
WCL	WALL MOUNTED CLOTHES LINE

NOTE:

- EASEMENT TO DRAIN WATER 1.5m WIDE
- EASEMENT TO DRAIN WATER; EASEMENT FOR SERVICES AND RIGHT OF ACCESS
- (X) EASEMENT FOR MAINTENANCE & OVERHANG 1.0m WIDE
- DOWNPIPES CONNECTED TO COUNCIL STORMWATER SYSTEM
- IN RESPECT TO PROPOSED RETAINING WALLS CONFINE THE EXTENT OF CUT OR FILL 500mm BEYOND TOE OF WALL ON HIGH SIDE AND BATTER AT A GRADE OF 10% TO PAD LEVEL.

NATURE STRIP CONCEPT DIAGRAM:

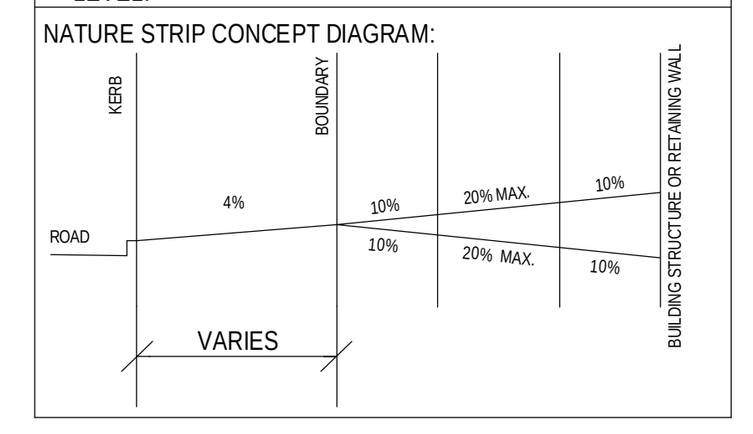

Certificate No. # TMTH3HKPXI

NATIONWIDE HOUSE ENERGY RATING SCHEME

Scan QR code or follow website link for rating details.

Assessor name	Claude-Francois Sookloll
Accreditation No.	DMN/14/1662
Property Address	7A-081, Lot 7A-081 (#56) Prescot Parade MILPERRA, 2214, NSW, 2214

https://www.fr5.com.au/QRCodeLanding?PublicId=TMTH3HKPXI

date	rev	amendment
28.02.25	B	ISSUE FOR DA SUBMISSION
31.01.25	A	ISSUE FOR BASIX ASSESSMENT

MIRVAC DESIGN
architecture
urban design
interior design
graphic design
Level 28 200 George St
Sydney NSW 2000
T 02 9080 8000
Mirvac Design Pty.Ltd.
ABN 78 003 359 153
Mirvac Design Nominated / Responsible Architects
Anita Verma Michael Wiener David Hirst Andrew La
https://www.mirvacdesign.com/nominated-architects

client: mirvac

project:
RIVERLANDS - MILPERRA
56 Prescot Parade, Milperra NSW 2214
stage: 01
site: 7A

title:
EROSION & SEDIMENT CONTROL PLAN

job no: MB-10245
drawing no: 110
date: 28.02.25
scale @ A1: 1 : 200
rev: B

Copyright of the design and other information shown here is owned by Mirvac Design pty. ltd. Reproduction or use of the design by any party for any purpose is expressly forbidden without the written permission of Mirvac Design pty. ltd.

0mm 100mm 200mm 300mm

HYDRAULIC LEGEND

Symbol	Description
(blue arrow line)	PVC - PIPELINE - CONNECTION TO RWT
(magenta arrow line)	PVC - PIPELINE - STORMWATER OVERFLOW
AG	AG DRAIN
(crossed box)	SUMP GRATE
ST	SILT TRAP
KO	KERB OUTLET
●	CONNECTION POINT
→	DIRECTION OF THE FALL
(hatched box)	PIT
(gully symbol)	GULLY PIT

NOTE:
THIS STORMWATER SCHEMATIC DRAWING BY MIRVAC DESIGN IS PRODUCED AS A GUIDE ONLY FOR PLUMBERS ON SITE TO INDICATE LOCATION OF LINES AND PITS WITHIN BOUNDARIES. THIS DRAWING IS ONLY TO INDICATE PIPE, PIT AND CONNECTIONS AND LOCATIONS. THIS DRAWING IS NOT TO INDICATE ANY PIPE OR PIT SIZES. ANY FURTHER INFORMATION RELATING TO SIZES AND EQUIPMENT COMPONENTS SHOULD BE CONFIRMED WITH A PLUMBER OR SUITABLY QUALIFIED HYDRAULIC ENGINEER.

1 HYDRAULIC CONCEPT PLAN
1 : 200

Certificate No. # TMTH3HKPXI

NATIONWIDE HOUSE ENERGY RATING SCHEME

Scan QR code or follow website link for rating details.

Assessor name Claude-Francois Sookloll
Accreditation No. DMN/14/1662
Property Address 7A-081, Lot 7A-081 (#56) Prescot Parade MILPERRA, 2214, NSW, 2214

https://www.fr5.com.au/QRCodeLanding?PublicId=TMTH3HKPXI

date	rev	amendment
28.02.25	B	ISSUE FOR DA SUBMISSION
31.01.25	A	ISSUE FOR BASIX ASSESSMENT

MIRVAC DESIGN
architecture urban design interior design graphic design
Level 28 200 George St Sydney NSW 2000 T 02 9080 8000
Mirvac Design Pty.Ltd. ABN 78 003 359 153
Mirvac Design Nominated / Responsible Architects
Anita Verma Michael Wiener David Hirst Andrew La
https://www.mirvacdesign.com/nominated-architects

client: mirvac

project: **RIVERLANDS - MILPERRA**
56 Prescot Parade, Milperra NSW 2214
stage: 01
site: 7A

title: HYDRAULIC CONCEPT PLAN

job no: MB-10245
drawing no: 120
date: 28.02.25
scale @ A1: 1 : 200
rev: B

Copyright of the design and other information shown here is owned by Mirvac Design pty. ltd. Reproduction or use of the design by any party for any purpose is expressly forbidden without the written permission of Mirvac Design pty. ltd.

0mm 100mm 200mm 300mm

DA-TP - WINDOW SCHEDULE LOT 7A- 081

No.	LOT No.	Height	Width	Description
01	7A-081	2035	730	
02	7A-081	2035	1810	
03	7A-081	2035	850	
04	7A-081	2400	3579	
05	7A-081	2035	850	
06	7A-081	2035	850	
07	7A-081	2100	1570	
08	7A-081	1370	730	OBSCURE
09	7A-081	2100	1810	
10	7A-081	2035	730	
11	7A-081	2035	730	
12	7A-081	1030	730	
13	7A-081	600	2650	
14	7A-081	1370	1810	
15	7A-081	1370	1810	
16	7A-081	1370	1810	
17	7A-081	1030	1450	OBSCURE
18	7A-081	1370	730	OBSCURE

TP/DA DOOR SCHEDULE - 7A-081

No.	Height	Leaf Width	Frame Width
01	2400	920	1500
02	2100	820	900

DA-TP - WINDOW SCHEDULE LOT 7A- 082

No.	LOT No.	Height	Width	Description
01	7A-082	2035	730	
07R	7A-082	2400	3579	
08R	7A-082	2100	1570	
09	7A-082	<varies>	<varies>	<varies>
10	7A-082	<varies>	<varies>	
11	7A-082	2035	730	
11R	7A-082	2035	1810	
12	7A-082	2035	730	2035H x 730W
13	7A-082	1030	730	FIXED
14	7A-082	600	2650	
15	7A-082	1030	610	OBS
16	7A-082	1370	1810	
17	7A-082	1370	1810	
18	7A-082	1030	1450	
19	7A-082	600	1810	
20	7A-082	1370	730	

TP/DA DOOR SCHEDULE - 7A-082

No.	Height	Leaf Width	Frame Width
02L	2400	920	1500
7R	2100	820	900

DA-TP - WINDOW SCHEDULE LOT 7A- 091

No.	LOT No.	Height	Width	Description
06	7A-091	2035	730	
07R	7A-091	2400	3219	
08	7A-091	2035	730	
09	7A-091	2035	1810	
10L	7A-091	2100	1570	
13.1	7A-091	1370	910	
15	7A-091	1370	730	
16	7A-091	1030	730	OBSCURE
17	7A-091	1030	730	OBSCURE
18.1	7A-091	1370	1510	
19.1	7A-091	1370	1510	
20	7A-091	2100	2170	

TP/DA DOOR SCHEDULE - 7A-091

No.	Height	Leaf Width	Frame Width
01R	2400	920	

DA-TP - WINDOW SCHEDULE LOT 7A- 092

No.	LOT No.	Height	Width	Description
06	7A-092	2035	730	
07L	7A-092	2400	3219	
08	7A-092	2035	730	
09	7A-092	2035	1810	
10R	7A-092	2100	1570	
13	7A-092	1370	1210	
14	7A-092	1370	3245	1370H x 3245W SA1308 WITHIN
15	7A-092	1370	730	
16	7A-092	1030	730	OBSCURE
17	7A-092	1030	730	OBSCURE
18	7A-092	1370	1810	
19	7A-092	1370	1810	

TP/DA DOOR SCHEDULE - 7A-092

No.	Height	Leaf Width	Frame Width
01L	2400	920	

DA-TP - WINDOW SCHEDULE LOT 7A- 101

No.	LOT No.	Height	Width	Description
06	7A-101	2035	730	
07R	7A-101	2400	3219	
08	7A-101	2035	730	
09.1	7A-101	2035	1510	
10L	7A-101	2100	1570	
13.1	7A-101	1370	910	
17	7A-101	1370	730	
18	7A-101	1030	730	OBSCURE
19	7A-101	1030	730	OBSCURE
20.1	7A-101	1370	1510	
21.1	7A-101	1370	1510	
22	7A-101	2100	2170	

TP/DA DOOR SCHEDULE - 7A-101

No.	Height	Leaf Width	Frame Width
01R	2400	920	

DA-TP - WINDOW SCHEDULE LOT 7A- 102

No.	LOT No.	Height	Width	Description
13	7A-102	1370	1210	
14	7A-102	1800	610	
15	7A-102	1370	1810	1370H x 1810W SA1307T WITHIN
16	7A-102	1370	730	
17	7A-102	1370	730	
18	7A-102	1030	730	OBSCURE
19	7A-102	1030	730	OBSCURE
20	7A-102	1370	1810	
21	7A-102	1370	1810	

TP/DA DOOR SCHEDULE - 7A-102

No.	Height	Leaf Width	Frame Width
01L	2400	920	

DA-TP - WINDOW SCHEDULE LOT 7A- 111

No.	LOT No.	Height	Width	Comment
06	7A-111	2035	730	
07R	7A-111	2400	3219	
08	7A-111	2035	730	
09	7A-111	2035	1810	
10L	7A-111	2100	1570	
11	7A-111	2100	2170	
12.1	7A-111	1370	910	
15	7A-111	1370	730	
16	7A-111	1030	730	OBSCURE
17	7A-111	1030	730	OBSCURE
18.1	7A-111	1370	1510	
19.1	7A-111	1370	1510	

TP/DA DOOR SCHEDULE - 7A-111

No.	Height	Leaf Width	Frame Width
1R	2400	920	

DA-TP - WINDOW SCHEDULE LOT 7A- 112

No.	LOT No.	Height	Width	Description
06	7A-112	2035	730	
07L	7A-112	2400	3219	
08	7A-112	2035	730	
09	7A-112	2035	1810	
10R	7A-112	2100	1570	
12	7A-112	1370	1210	
13	7A-112	1370	3245	1370H x 3245W SA1308 WITHIN
15	7A-112	1370	730	
16	7A-112	1030	730	OBSCURE
17	7A-112	1030	730	OBSCURE
18	7A-112	1370	1810	
19	7A-112	1370	1810	

TP/DA DOOR SCHEDULE - 7A-112

No.	Height	Leaf Width	Frame Width
1LO	2400	920	

DA-TP - WINDOW SCHEDULE LOT 7A- 121

No.	LOT No.	Height	Width	Description
01	7A-121	2035	730	
02	7A-121	2035	1810	
03	7A-121	2035	850	
04	7A-121	2400	3579	
05	7A-121	2035	850	
06	7A-121	2035	850	
07	7A-121	2100	1570	
08	7A-121	1370	730	OBSCURE
09	7A-121	2100	1810	
10	7A-121	2035	730	
11	7A-121	2035	730	
12	7A-121	1030	730	
13	7A-121	600	2650	
14	7A-121	1370	1810	
15	7A-121	1370	1810	
16	7A-121	1370	1810	
17	7A-121	1030	1450	OBSCURE
18	7A-121	1370	730	OBSCURE

TP/DA DOOR SCHEDULE - 7A-121

No.	Height	Leaf Width	Frame Width
01	2400	920	1500
02	2100	820	900

DA-TP - WINDOW SCHEDULE LOT 7A- 122

No.	LOT No.	Height	Width	Description
01	7A-122	2035	730	
07R	7A-122	2400	3579	
08R	7A-122	2100	1570	
09	7A-122	<varies>	<varies>	<varies>
10	7A-122	<varies>	<varies>	
11	7A-122	2035	730	
11R	7A-122	2035	1810	
13	7A-122	1030	730	FIXED
14	7A-122	600	2650	
16	7A-122	1370	1810	
17	7A-122	1370	1810	
18	7A-122	1030	1450	
19	7A-122	600	1810	
20	7A-122	1370	730	

TP/DA DOOR SCHEDULE - 7A-122

No.	Height	Leaf Width	Frame Width
02	2400	920	1500
07R	2100	820	900

DA-TP - WINDOW SCHEDULE LOT 7A- 131

No.	LOT No.	Height	Width	Description
01	7A-131	2035	730	
04.1	7A-131	1735	1810	1735H X 1810W
11.1	7A-131	1735	1270	
12	7A-131	2400	3579	
20	7A-131	1370	730	
26	7A-131	1030	730	OBSCURE
30	7A-131	1370	1810	1370H x 1810W SA1307T WITHIN
31.1	7A-131	2100	2110	
34	7A-131	1370	1810	
36	7A-131	1370	730	FIXED

TP/DA DOOR SCHEDULE - 7A-131

No.	Height	Leaf Width	Frame Width
06L	2400	820	900

DA-TP - WINDOW SCHEDULE LOT 7A- 132

No.	LOT No.	Height	Width	Description
01	7A-132	2035	730	
04	7A-132	2035	1810	2035H X 1810W SA2007T WITHIN
11	7A-132	2035	1570	
12	7A-132	2400	3579	
13	7A-132	2100	1570	
20	7A-132	1370	730	
26	7A-132	1030	730	OBSCURE
33	7A-132	1370	2960	1370H x 2960W SA1307 WITHIN
34	7A-132	1370	1810	

TP/DA DOOR SCHEDULE - 7A-132

No.	Height	Leaf Width	Frame Width
06L	2400	820	900

DA-TP - WINDOW SCHEDULE LOT 7A- 141

No.	LOT No.	Height	Width	Description
1	7A-141	2035	1810	2035H X 1810W SA2007T WITHIN
8	7A-141	2035	1570	
9	7A-141	2400	3579	
10	7A-141	2035	850	
11	7A-141	2035	850	
12	7A-141	2100	1570	
13	7A-141	2100	2712	
14	7A-141	1370	1810	SA1307 WITHIN
25	7A-141	1370	1810	
26	7A-141	1030	730	OBSCURE
27	7A-141	1030	730	OBSCURE
28	7A-141	1370	730	

TP/DA DOOR SCHEDULE - 7A-141

No.	Height	Leaf Width	Frame Width
06R	2400	870	950

DA-TP - WINDOW SCHEDULE LOT 7A- 142

No.	LOT No.	Height	Width	Description
2	7A-142	2035	2170	2035H x 2170W SA2008T WITHIN
3	7A-142	2035	610	
4	7A-142	2035	1810	2035H X 1810W SA2007T WITHIN
5	7A-142	2035	850	
6	7A-142	2400	3579	
7	7A-142	2035	850	
15	7A-142	2500	480	2500H x 480W
16	7A-142	1370	730	
17	7A-142	2100	2410	
19	7A-142	1370	730	
20	7A-142	1370	1810	1370H x 1810W SA1307T WITHIN
21	7A-142	1370	1810	1370H x 1810W SA1307T WITHIN
22	7A-142	1370	730	
23	7A-142	1030	910	
24	7A-142	1030	910	OBSCURE
32	7A-142	1370	610	

TP/DA DOOR SCHEDULE - 7A-142

No.	Height	Leaf Width	Frame Width
06L	2360		
8	2100	820	900

DA-TP - WINDOW SCHEDULE LOT 7A- 151

No.	LOT No.	Height	Width	Description
01	7A-151	2035	730	
02	7A-151	2035	1810	
03	7A-151	2035	850	
04	7A-151	2400	3579	
05	7A-151	2035	850	
06	7A-151	2035	850	
07	7A-151	2100	1570	
08	7A-151	1370	610	
09	7A-151	2100	1810	
10	7A-151	1030	730	
11	7A-151	1030	730	
12	7A-151	1200	730	
13	7A-151	1030	2170	
14	7A-151	1370	1810	
15	7A-151	1370	1810	
16	7A-151	1370	1810	
17	7A-151	1030	1450	OBSECURE
18	7A-151	1370	730	OBSECURE

TP/DA DOOR SCHEDULE - 7A-151

No.	Height	Leaf Width	Frame Width
01	2400	920	1500
02	2100	820	900

DA-TP - WINDOW SCHEDULE LOT 7A- 152

No.	LOT No.	Height	Width	Description
01	7A-152	2035	730	
7R	7A-152	2400	3579	
08R	7A-152	2100	1570	
09	7A-152	<varies>	<varies>	<varies>
10	7A-152	2035	910	
11	7A-152	2035	730	
11R	7A-152	2035	1810	
12	7A-152	2035	730	2035H x 730W
13	7A-152	1030	730	FIXED
14	7A-152	600	2650	
15	7A-152	1030	610	OBS
16	7A-152	1370	1810	
17	7A-152	1370	1810	
18	7A-152	1030	1450	
19	7A-152	600	1810	
20	7A-152	1370	730	

TP/DA DOOR SCHEDULE - 7A-152

No.	Height	Leaf Width	Frame Width
08	2400	920	1500
09	2100	820	900

Certificate No. # TMTH3HKPXI
NATIONWIDE HOUSE ENERGY RATING SCHEME
Scan QR code or follow website link for rating details.
Assessor name: Claude-Francois Sookloll
Accreditation No.: DMN/14/1662
Property Address: 7A-081, Lot 7A-081 (#56) Prescot Parade MILPERRA, 2214, NSW, 2214
https://www.fr5.com.au/QRCodeLanding?PublicId=TMTH3HKPXI

1 GROUND FLOOR PLAN
1 : 200

AREA SCHEDULE - SITE 7A GROSS

0_Lot No	Name	Area
7A-081	Ground Floor	83.6 m²
7A-081	First Floor	112.4 m²
7A-081	Garage	34.2 m²
7A-081	Patio	12.0 m²
7A-081	Balcony	7.3 m²
7A-081	Porch	3.3 m²
		252.9 m²
7A-082	Ground Floor	84.3 m²
7A-082	First Floor	111.9 m²
7A-082	Garage	34.3 m²
7A-082	Patio	12.0 m²
7A-082	Balcony	6.9 m²
7A-082	Porch	3.0 m²
		252.5 m²
7A-091	Ground Floor	69.8 m²
7A-091	First Floor	74.2 m²
7A-091	Garage	22.8 m²
7A-091	Patio	12.2 m²
7A-091	Balcony	5.0 m²
7A-091	Porch	3.3 m²
		187.4 m²
7A-092	Ground Floor	69.8 m²
7A-092	First Floor	75.7 m²
7A-092	Garage	22.4 m²
7A-092	Patio	12.2 m²
7A-092	Porch	2.7 m²
		182.7 m²
7A-101	Ground Floor	70.3 m²
7A-101	First Floor	74.2 m²
7A-101	Garage	22.7 m²
7A-101	Patio	12.2 m²
7A-101	Balcony	5.0 m²
7A-101	Porch	2.9 m²
		187.3 m²
7A-102	Ground Floor	69.8 m²
7A-102	First Floor	74.8 m²
7A-102	Garage	22.3 m²
7A-102	Patio	12.3 m²
7A-102	Porch	2.7 m²
		181.9 m²
7A-111	Ground Floor	69.8 m²
7A-111	First Floor	74.8 m²
7A-111	Garage	22.6 m²
7A-111	Patio	12.1 m²
7A-111	Balcony	5.2 m²
7A-111	Porch	3.4 m²
		187.9 m²
7A-112	Ground Floor	69.8 m²
7A-112	First Floor	75.3 m²
7A-112	Garage	22.3 m²
7A-112	Patio	12.2 m²
7A-112	Porch	2.7 m²
		182.4 m²
7A-121	Ground Floor	83.6 m²
7A-121	First Floor	112.5 m²
7A-121	Garage	34.3 m²
7A-121	Patio	12.0 m²
7A-121	Balcony	7.2 m²
7A-121	Porch	3.3 m²
		252.9 m²
7A-122	Ground Floor	84.3 m²
7A-122	First Floor	111.9 m²
7A-122	Garage	34.3 m²
7A-122	Patio	12.0 m²
7A-122	Balcony	6.9 m²
7A-122	Porch	3.1 m²
		252.4 m²
7A-131	Ground Floor	70.6 m²
7A-131	First Floor	72.3 m²
7A-131	Garage	19.0 m²
7A-131	Patio	12.0 m²
7A-131	Balcony	5.7 m²
7A-131	Porch	2.2 m²
		181.8 m²
7A-132	Ground Floor	70.2 m²
7A-132	First Floor	75.7 m²
7A-132	Garage	18.9 m²
7A-132	Patio	12.0 m²
7A-132	Porch	2.2 m²
		179.0 m²
7A-141	Ground Floor	77.3 m²
7A-141	First Floor	77.9 m²
7A-141	Garage	19.3 m²
7A-141	Patio	12.0 m²
7A-141	Balcony	5.2 m²
7A-141	Porch	1.6 m²
		193.3 m²
7A-142	Ground Floor	83.8 m²
7A-142	First Floor	82.5 m²
7A-142	Garage	35.9 m²
7A-142	Patio	12.0 m²
7A-142	Balcony	8.4 m²
7A-142	Porch	3.0 m²
		225.6 m²
7A-151	Ground Floor	83.6 m²
7A-151	First Floor	113.5 m²
7A-151	Garage	34.2 m²
7A-151	Patio	12.0 m²
7A-151	Balcony	4.3 m²
7A-151	Porch	3.3 m²
		251.0 m²
7A-152	Ground Floor	84.5 m²
7A-152	First Floor	111.9 m²
7A-152	Garage	34.3 m²
7A-152	Patio	12.0 m²
7A-152	Balcony	6.9 m²
7A-152	Porch	3.1 m²
		252.6 m²

FLOOR PLAN LEGEND

720	DOOR SIZE LABEL - REFER PLAN FOR SIZES
720L	DOOR SIZE LABEL - DOOR WITH LIFT-OFF HINGES
350P	350mm ENGAGED BRICK PIERS @ 1500 CENTRES MAX.
BAL	BALUSTRADE
BH	BULKHEAD OVER
BO	STRUCTURAL BEAM TO ENGINEER'S DETAIL
CB	CUT BRICK SIZE
CSD	CAVITY SLIDER DOOR
DP	DOWN PIPE
DPS	DOWN PIPE & SPREADER
FJ	ASSUMED FLOOR JOIST DIRECTION
FBW	FACE BRICK WORK
FSW	FEATURE STONE WALL
HH	HEAD OF OPENING - HEIGHT AS NOTED
HRL	HANDRAIL - 1000mm HIGH MIN.
LWO	LINE OF WALL OVER
LWC	LIGHTWEIGHT CLADDING-BOARDS
MH	CEILING MANHOLE
MR	METAL ROOF - PITCH AS NOTED
PG	PERGOLA TO DETAIL
PMP	PAINTED MASONRY PRODUCT
RPMP	RECESSED PAINTED MASONRY PRODUCT
SL	SKYLIGHT
SN	SHOWER NICHE
	SMOKE ALARM
S/D	STEPDOWN
SP	STRUCTURAL POST TO ENGINEER'S DETAIL
TP	TIMBER POST - SIZE AS NOTED
TR	TILED ROOF - PITCH AS NOTED
VJ	VERTICAL JOINT
HCR	HOSE COCK RECYCLE
HC	HOSE COCK

NOTES:
- MANHOLE POSITIONS TO BE DETERMINED BY SITE MANAGER
- ALL DOWNPIPES NEAR BUILDING CORNERS ARE TO BE INSTALLED @ 300mm TO THE DOWNPIPE CENTRE WHERE POSSIBLE - UNLESS NOTED OTHERWISE.
- ANY DOWNPIPE WITHIN 450mm FROM A BOUNDARY MUST BE OF A NON-COMBUSTIBLE MATERIAL.

SERVICES ABBREVIATIONS

MECH	A/C	AIRCON CONDENSER
MECH	ACD	AIRCON DUCT
MECH	ACE	AIRCON EVAPORATOR
ELEC	GM	GAS METER
ELEC	IHWU	INSTANTANEOUS GAS HOT WATER UNIT
ELEC	MB	ELECTRICAL METER BOX
ELEC	WTC	WATER TANK CONTROL BOX
MISC	C	CLOAK CUPBOARD
MISC	L	LINEN
MISC	ST	SERVICE STACK
MISC	WM	WATER METER
KITCHEN / WET AREAS	CT	COOKTOP
KITCHEN / WET AREAS	DW	DISH WASHER
KITCHEN / WET AREAS	DS	DRYER SPACE
KITCHEN / WET AREAS	FSC	FREE STANDING COOKER
KITCHEN / WET AREAS	MW	MICROWAVE SPACE
KITCHEN / WET AREAS	P	PANTRY
KITCHEN / WET AREAS	R	REFRIGERATOR SPACE
KITCHEN / WET AREAS	RH	RANGEHOOD
KITCHEN / WET AREAS	UBO	UNDER BENCH OVEN
KITCHEN / WET AREAS	WO	WALL OVEN
KITCHEN / WET AREAS	WMS	WASHING MACHINE SPACE
DATA	PCD	PREMISES CONNECTION DEVICE
DATA	NBN	NATIONAL BROADBAND NETWORK

FRAMER NOTE:
ALL FLOOR JOISTS TO BE KEPT CLEAR OF AC DROPPER DUCTING. TRUSS DESIGN TO ALLOW FOR INSTALLATION OF AC UNIT.

BALUSTRADE NOTES:

INTERNAL STAIRS:
BALUSTRADE HANDRAIL TO BE CONTINUOUS ON FLIGHT IN ACCORDANCE WITH BCA REQUIREMENT.

EXTERNAL BALUSTRADES:
ALL HANDRAILS & BALUSTRADES TO BE INSTALLED AT HEIGHTS IN ACCORDANCE WITH NCC AND RELEVANT AUSTRALIAN STANDARDS

WINDOW NOTE:
WINDOW FRAMES, GLAZING & ASSOCIATED MATERIAL SHOULD BE TO MANUFACTURERS SPECIFICATIONS. MANUFACTURER TO CERTIFY DESIGN COMPLIANCE WITH NCC & APPLICABLE AUSTRALIAN STANDARDS. REFER TO EXTERNAL FINISHES SCHEDULE FOR COLOUR SELECTION. OPENING RESTRICTORS FITTED. THESE RESTRICTORS SHALL LIMIT THE OPENING TO 125MM MAX.

ALL DOORS AND WINDOWS TO COMPLY WITH AS 3959 - 2018 - CONSTUCTION STANDARDS FOR BUILDINGS IN BUSHFIRE PRONE AREAS.

LIVABLE HOUSING
THESE DESIGNS MEET COUNCIL'S CONTROLS AS OUTLINES IN SECTION 11.1 LIVABLE HOUSING OF THE RESIDENTIAL ACCOMMODATION DCP ONLY
INDICATES WALL WITH REINFORCEMENT TO ENABLE INSTALLATION OF FUTURE GRABRAILS
GREEN DIMENSIONS INDICATE MINIMUM CLEARANCES

date	rev	amendment
28.02.25	B	ISSUE FOR DA SUBMISSION
31.01.25	A	ISSUE FOR BASIX ASSESSMENT

MIRVAC DESIGN
architecture, urban design, interior design, graphic design
Level 28 200 George St
Sydney NSW 2000
T 02 9080 8000
Mirvac Design Pty.Ltd.
ABN 78 003 359 153
Mirvac Design Nominated / Responsible Architects
Anita Verma Michael Wiener David Hirst Andrew La
https://www.mirvacdesign.com/nominated-architects

client: mirvac

project: **RIVERLANDS - MILPERRA**
56 Prescot Parade, Milperra NSW 2214
stage: 01
site: 7A

title: GROUND FLOOR PLAN

job no: MB-10245
drawing no: 210
date: 28.02.25
scale @ A1: 1 : 200
rev: B

Copyright of the design and other information shown here is owned by Mirvac Design pty. ltd. Reproduction or use of the design by any party for any purpose is expressly forbidden without the written permission of Mirvac Design pty. ltd.

DA-TP - WINDOW SCHEDULE LOT 7A- 081

No.	LOT No.	Height	Width	Description
01	7A-081	2035	730	
02	7A-081	2035	1810	
03	7A-081	2035	850	
04	7A-081	2400	3579	
05	7A-081	2035	850	
06	7A-081	2035	850	
07	7A-081	2100	1570	
08	7A-081	1370	730	OBSCURE
09	7A-081	2100	1810	
10	7A-081	2035	730	
11	7A-081	2035	730	
12	7A-081	1030	730	
13	7A-081	600	2650	
14	7A-081	1370	1810	
15	7A-081	1370	1810	
16	7A-081	1370	1810	
17	7A-081	1030	1450	OBSCURE
18	7A-081	1370	730	OBSCURE

DA-TP - WINDOW SCHEDULE LOT 7A- 082

No.	LOT No.	Height	Width	Description
01	7A-082	2035	730	
07R	7A-082	2400	3579	
08R	7A-082	2100	1570	
09	7A-082	<varies>	<varies>	<varies>
10	7A-082	<varies>	<varies>	
11	7A-082	2035	730	
11R	7A-082	2035	1810	
12	7A-082	2035	730	2035H x 730W
13	7A-082	1030	730	FIXED
14	7A-082	600	2650	
15	7A-082	1030	610	OBS
16	7A-082	1370	1810	
17	7A-082	1370	1810	
18	7A-082	1030	1450	
19	7A-082	600	1810	
20	7A-082	1370	730	

DA-TP - WINDOW SCHEDULE LOT 7A- 091

No.	LOT No.	Height	Width	Description
06	7A-091	2035	730	
07R	7A-091	2400	3219	
08	7A-091	2035	730	
09.1	7A-091	2035	1810	
10L	7A-091	2100	1570	
13.1	7A-091	1370	910	
15	7A-091	1370	730	
16	7A-091	1030	730	OBSCURE
17	7A-091	1030	730	OBSCURE
18.1	7A-091	1370	1510	
19.1	7A-091	1370	1510	
20	7A-091	2100	2170	

DA-TP - WINDOW SCHEDULE LOT 7A- 092

No.	LOT No.	Height	Width	Description
06	7A-092	2035	730	
07L	7A-092	2400	3219	
08	7A-092	2035	730	
09	7A-092	2035	1810	
10R	7A-092	2100	1570	
13	7A-092	1370	1210	
14	7A-092	1370	3245	1370H x 3245W SA1308 WITHIN
15	7A-092	1370	730	
16	7A-092	1030	730	OBSCURE
17	7A-092	1030	730	OBSCURE
18	7A-092	1370	1810	
19	7A-092	1370	1810	

DA-TP - WINDOW SCHEDULE LOT 7A- 101

No.	LOT No.	Height	Width	Description
06	7A-101	2035	730	
07R	7A-101	2400	3219	
08	7A-101	2035	730	
09.1	7A-101	2035	1510	
10L	7A-101	2100	1570	
13.1	7A-101	1370	910	
17	7A-101	1370	730	
18	7A-101	1030	730	OBSCURE
19	7A-101	1030	730	OBSCURE
20.1	7A-101	1370	1510	
21.1	7A-101	1370	1510	
22	7A-101	2100	2170	

DA-TP - WINDOW SCHEDULE LOT 7A- 102

No.	LOT No.	Height	Width	Description
13	7A-102	1370	1210	
14	7A-102	1800	610	
15	7A-102	1370	1810	1370H x 1810W SA1307T WITHIN
16	7A-102	1370	730	
17	7A-102	1370	730	
18	7A-102	1030	730	OBSCURE
19	7A-102	1030	730	OBSCURE
20	7A-102	1370	1810	
21	7A-102	1370	1810	

DA-TP - WINDOW SCHEDULE LOT 7A- 111

No.	LOT No.	Height	Width	Comment
06	7A-111	2035	730	
07R	7A-111	2400	3219	
08	7A-111	2035	730	
09	7A-111	2035	1810	
10L	7A-111	2100	1570	
11	7A-111	2100	2170	
12.1	7A-111	1370	910	
15	7A-111	1370	730	
16	7A-111	1030	730	OBSCURE
17	7A-111	1030	730	OBSCURE
18.1	7A-111	1370	1510	
19.1	7A-111	1370	1510	

DA-TP - WINDOW SCHEDULE LOT 7A- 112

No.	LOT No.	Height	Width	Description
06	7A-112	2035	730	
07L	7A-112	2400	3219	
08	7A-112	2035	730	
09	7A-112	2035	1810	
10R	7A-112	2100	1570	
12	7A-112	1370	1210	
13	7A-112	1370	3245	1370H x 3245W SA1308 WITHIN
15	7A-112	1370	730	
16	7A-112	1030	730	OBSCURE
17	7A-112	1030	730	OBSCURE
18	7A-112	1370	1810	
19	7A-112	1370	1810	

DA-TP - WINDOW SCHEDULE LOT 7A- 121

No.	LOT No.	Height	Width	Description
01	7A-121	2035	730	
02	7A-121	2035	1810	
03	7A-121	2035	850	
04	7A-121	2400	3579	
05	7A-121	2035	850	
06	7A-121	2035	850	
07	7A-121	2100	1570	
08	7A-121	1370	730	OBSCURE
09	7A-121	2100	1810	
10	7A-121	2035	730	
11	7A-121	2035	730	
12	7A-121	1030	730	
13	7A-121	600	2650	
14	7A-121	1370	1810	
15	7A-121	1370	1810	
16	7A-121	1370	1810	
17	7A-121	1030	1450	OBSCURE
18	7A-121	1370	730	OBSCURE

DA-TP - WINDOW SCHEDULE LOT 7A- 122

No.	LOT No.	Height	Width	Description
01	7A-122	2035	730	
07R	7A-122	2400	3579	
08R	7A-122	2100	1570	
09	7A-122	<varies>	<varies>	<varies>
10	7A-122	<varies>	<varies>	
11	7A-122	2035	730	
11R	7A-122	2035	1810	
13	7A-122	1030	730	FIXED
14	7A-122	600	2650	
16	7A-122	1370	1810	
17	7A-122	1370	1810	
18	7A-122	1030	1450	
19	7A-122	600	1810	
20	7A-122	1370	730	

DA-TP - WINDOW SCHEDULE LOT 7A- 131

No.	LOT No.	Height	Width	Description
01	7A-131	2035	730	
11.1	7A-131	1735	1810	1735H X 1810W
11.2	7A-131	1735	1270	
12	7A-131	2400	3579	
20	7A-131	1370	730	
26	7A-131	1030	730	OBSCURE
30	7A-131	1370	1810	1370H x 1810W SA1307T WITHIN
31.1	7A-131	2100	2110	
34	7A-131	1370	1810	
36	7A-131	1370	730	FIXED

DA-TP - WINDOW SCHEDULE LOT 7A- 132

No.	LOT No.	Height	Width	Description
01	7A-132	2035	730	
04	7A-132	2035	1810	2035H X 1810W SA2007T WITHIN
11	7A-132	2035	1570	
12	7A-132	2400	3579	
13	7A-132	2100	1570	
20	7A-132	1370	730	
26	7A-132	1030	730	OBSCURE
33	7A-132	1370	2960	1370H x 2960W SA1307 WITHIN
34	7A-132	1370	1810	
36	7A-132	1370	1810	FIXED

DA-TP - WINDOW SCHEDULE LOT 7A- 141

No.	LOT No.	Height	Width	Description
1	7A-141	2035	1810	2035H X 1810W SA2007T WITHIN
8	7A-141	2035	1570	
9	7A-141	2400	3579	
10	7A-141	2035	850	
11	7A-141	2035	850	
12	7A-141	2100	1570	
13	7A-141	2100	2712	
14	7A-141	1370	1810	SA1307 WITHIN
25	7A-141	1370	1810	
26	7A-141	1030	730	OBSCURE
27	7A-141	1030	730	OBSCURE
28	7A-141	1370	730	

DA-TP - WINDOW SCHEDULE LOT 7A- 142

No.	LOT No.	Height	Width	Description
2	7A-142	2035	2170	2035H x 2170W SA2008T WITHIN
3	7A-142	2035	610	
4	7A-142	2035	1810	2035H X 1810W SA2007T WITHIN
5	7A-142	2035	850	
6	7A-142	2400	3579	
7	7A-142	2035	850	
15	7A-142	2500	480	2500H x 480W
16	7A-142	1370	730	
17	7A-142	2100	2410	
19	7A-142	1370	730	
20	7A-142	1370	1810	1370H x 1810W SA1307T WITHIN
21	7A-142	1370	1810	1370H x 1810W SA1307T WITHIN
22	7A-142	1370	730	
23	7A-142	1030	910	
24	7A-142	1030	910	OBSCURE
32	7A-142	1370	610	

DA-TP - WINDOW SCHEDULE LOT 7A- 151

No.	LOT No.	Height	Width	Description
01	7A-151	2035	730	
02	7A-151	2035	1810	
03	7A-151	2035	850	
04	7A-151	2400	3579	
05	7A-151	2035	850	
06	7A-151	2035	850	
07	7A-151	2100	1570	
08	7A-151	1370	610	
09	7A-151	2100	1810	
10	7A-151	1030	730	
11	7A-151	1030	730	
12	7A-151	1200	730	
13	7A-151	1030	2170	
14	7A-151	1370	1810	
15	7A-151	1370	1810	
16	7A-151	1370	1810	
17	7A-151	1030	1450	OBSECURE
18	7A-151	1370	730	OBSECURE

DA-TP - WINDOW SCHEDULE LOT 7A- 152

No.	LOT No.	Height	Width	Description
01	7A-152	2035	730	
7R	7A-152	2400	3579	
08R	7A-152	2100	1570	
09	7A-152	<varies>	<varies>	<varies>
10	7A-152	2035	910	
11	7A-152	2035	730	
11R	7A-152	2035	1810	
12	7A-152	2035	730	2035H x 730W
13	7A-152	1030	730	FIXED
14	7A-152	600	2650	
15	7A-152	1030	610	OBS
16	7A-152	1370	1810	
17	7A-152	1370	1810	
18	7A-152	1030	1450	
19	7A-152	600	1810	
20	7A-152	1370	730	

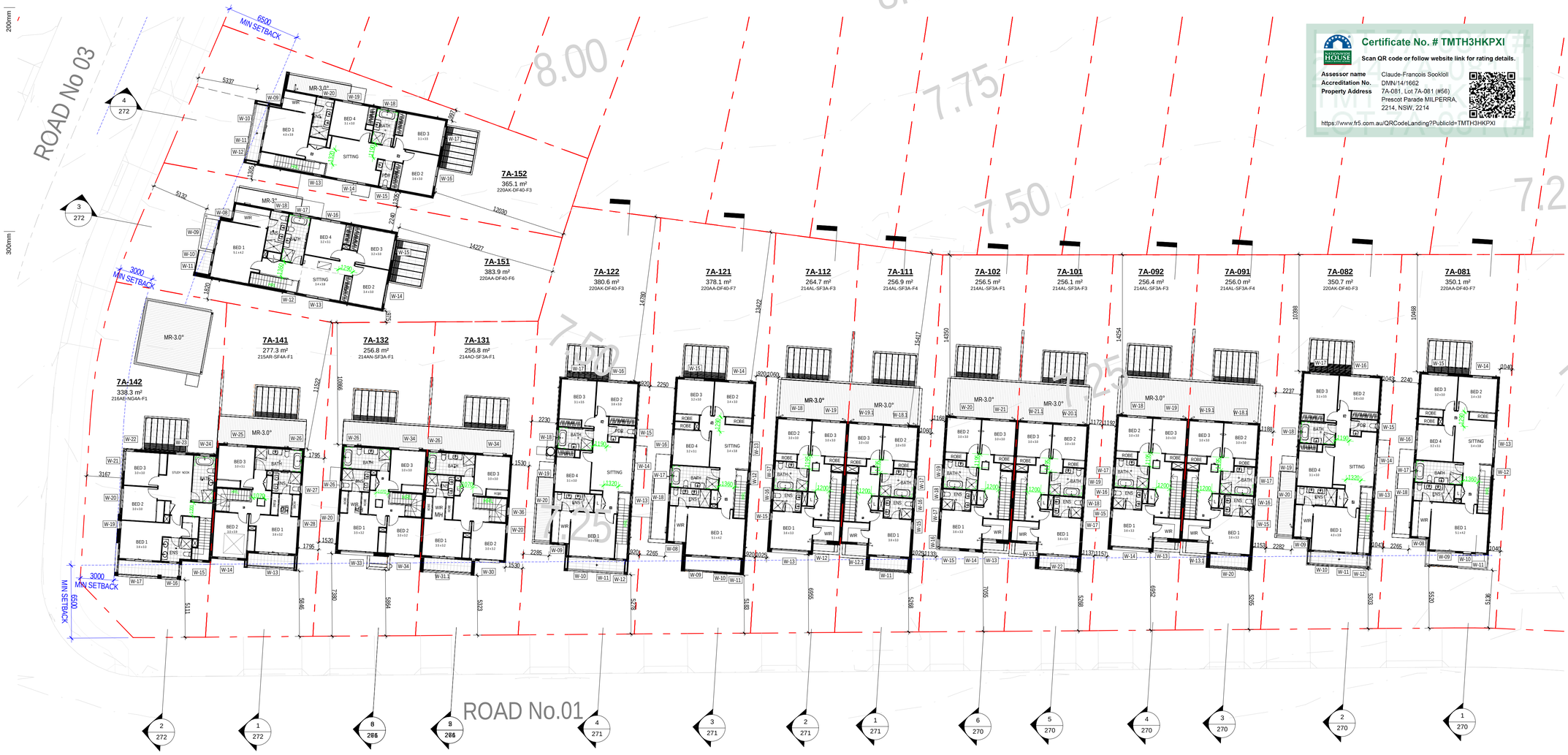

1 FIRST FLOOR PLAN

AREA SCHEDULE - SITE 7A GROSS

0_Lot No	Name	Area
7A-081	Ground Floor	83.6 m²
7A-081	First Floor	112.4 m²
7A-081	Garage	34.2 m²
7A-081	Patio	12.0 m²
7A-081	Balcony	7.3 m²
7A-081	Porch	3.3 m²
		252.9 m²
7A-082	Ground Floor	84.3 m²
7A-082	First Floor	111.9 m²
7A-082	Garage	34.3 m²
7A-082	Patio	12.0 m²
7A-082	Balcony	6.9 m²
7A-082	Porch	3.0 m²
		252.5 m²
7A-091	Ground Floor	69.8 m²
7A-091	First Floor	74.2 m²
7A-091	Garage	22.8 m²
7A-091	Patio	12.2 m²
7A-091	Balcony	5.0 m²
7A-091	Porch	3.3 m²
		187.4 m²
7A-092	Ground Floor	69.8 m²
7A-092	First Floor	75.7 m²
7A-092	Garage	22.4 m²
7A-092	Patio	12.2 m²
7A-092	Porch	2.7 m²
		182.7 m²
7A-101	Ground Floor	70.3 m²
7A-101	First Floor	74.2 m²
7A-101	Garage	22.7 m²
7A-101	Patio	12.2 m²
7A-101	Balcony	5.0 m²
7A-101	Porch	2.9 m²
		187.3 m²
7A-102	Ground Floor	69.8 m²
7A-102	First Floor	74.8 m²
7A-102	Garage	22.3 m²
7A-102	Patio	12.3 m²
7A-102	Porch	2.7 m²
		181.9 m²
7A-111	Ground Floor	69.8 m²
7A-111	First Floor	74.8 m²
7A-111	Garage	22.6 m²
7A-111	Patio	12.1 m²
7A-111	Balcony	5.2 m²
7A-111	Porch	3.4 m²
		187.9 m²
7A-112	Ground Floor	69.8 m²
7A-112	First Floor	75.3 m²
7A-112	Garage	22.3 m²
7A-112	Patio	12.2 m²
7A-112	Porch	2.7 m²
		182.4 m²
7A-121	Ground Floor	83.6 m²
7A-121	First Floor	112.5 m²
7A-121	Garage	34.3 m²
7A-121	Patio	12.0 m²
7A-121	Balcony	7.2 m²
7A-121	Porch	3.3 m²
		252.9 m²
7A-122	Ground Floor	84.3 m²
7A-122	First Floor	111.9 m²
7A-122	Garage	34.3 m²
7A-122	Patio	12.0 m²
7A-122	Balcony	6.9 m²
7A-122	Porch	3.1 m²
		252.4 m²
7A-131	Ground Floor	70.6 m²
7A-131	First Floor	72.3 m²
7A-131	Garage	19.0 m²
7A-131	Patio	12.0 m²
7A-131	Balcony	5.7 m²
7A-131	Porch	2.2 m²
		181.8 m²
7A-132	Ground Floor	70.2 m²
7A-132	First Floor	75.7 m²
7A-132	Garage	18.9 m²
7A-132	Patio	12.0 m²
7A-132	Porch	2.2 m²
		179.0 m²
7A-141	Ground Floor	77.3 m²
7A-141	First Floor	77.9 m²
7A-141	Garage	19.3 m²
7A-141	Patio	12.0 m²
7A-141	Balcony	5.2 m²
7A-141	Porch	1.6 m²
		193.3 m²
7A-142	Ground Floor	83.8 m²
7A-142	First Floor	82.5 m²
7A-142	Garage	35.9 m²
7A-142	Patio	12.0 m²
7A-142	Balcony	8.4 m²
7A-142	Porch	3.0 m²
		225.6 m²
7A-151	Ground Floor	83.6 m²
7A-151	First Floor	113.5 m²
7A-151	Garage	34.2 m²
7A-151	Patio	12.0 m²
7A-151	Balcony	4.3 m²
7A-151	Porch	3.3 m²
		251.0 m²
7A-152	Ground Floor	84.5 m²
7A-152	First Floor	111.9 m²
7A-152	Garage	34.3 m²
7A-152	Patio	12.0 m²
7A-152	Balcony	6.9 m²
7A-152	Porch	3.1 m²
		252.6 m²

FLOOR PLAN LEGEND

720	DOOR SIZE LABEL - REFER PLAN FOR SIZES
720L	DOOR SIZE LABEL - DOOR WITH LIFT-OFF HINGES
350P	350mm ENGAGED BRICK PIERS @ 1500 CENTRES MAX.
BAL	BALUSTRADE
BH	BULKHEAD OVER
BO	STRUCTURAL BEAM TO ENGINEER'S DETAIL
CB	CUT BRICK SIZE
CSD	CAVITY SLIDER DOOR
DP	DOWN PIPE
DPS	DOWN PIPE & SPREADER
FJ	ASSUMED FLOOR JOIST DIRECTION
FBW	FACE BRICK WORK
FSW	FEATURE STONE WALL
HH	HEAD OF OPENING - HEIGHT AS NOTED
HRL	HANDRAIL - 1000mm HIGH MIN.
LWO	LINE OF WALL OVER
LWC	LIGHTWEIGHT CLADDING-BOARDS
MH	CEILING MANHOLE
MR	METAL ROOF - PITCH AS NOTED
PG	PERGOLA TO DETAIL
PMP	PAINTED MASONRY PRODUCT
RPMP	RECESSED PAINTED MASONRY PRODUCT
SL	SKYLIGHT
SN	SHOWER NICHE
	SMOKE ALARM
S/D	STEPDOWN
SP	STRUCTURAL POST TO ENGINEER'S DETAIL
TP	TIMBER POST - SIZE AS NOTED
TR	TILED ROOF - PITCH AS NOTED
VJ	VERTICAL JOINT
HCR	HOSE COCK RECYCLE
HC	HOSE COCK

NOTES:
- MANHOLE POSITIONS TO BE DETERMINED BY SITE MANAGER
- ALL DOWNPIPES NEAR BUILDING CORNERS ARE TO BE INSTALLED @ 300mm TO THE DOWNPIPE CENTRE WHERE POSSIBLE - UNLESS NOTED OTHERWISE.
- ANY DOWNPIPE WITHIN 450mm FROM A BOUNDARY MUST BE OF A NON-COMBUSTIBLE MATERIAL.

SERVICES ABBREVIATIONS

MECH	A/C	AIRCON CONDENSER
	ACD	AIRCON DUCT
	ACE	AIRCON EVAPORATOR
ELEC	GM	GAS METER
	IHWU	INSTANTANEOUS GAS HOT WATER UNIT
	MB	ELECTRICAL METER BOX
	WTC	WATER TANK CONTROL BOX
MISC	C	CLOAK CUPBOARD
	L	LINEN
	ST	SERVICE STACK
	WM	WATER METER
KITCHEN / WET AREAS	CT	COOKTOP
	DW	DISH WASHER
	DS	DRYER SPACE
	FSC	FREE STANDING COOKER
	MW	MICROWAVE SPACE
	P	PANTRY
	R	REFRIGERATOR SPACE
	RH	RANGEHOOD
	UBO	UNDER BENCH OVEN
	WO	WALL OVEN
	WMS	WASHING MACHINE SPACE
DATA	PCD	PREMISES CONNECTION DEVICE
	NBN	NATIONAL BROADBAND NETWORK

FRAMER NOTE:
ALL FLOOR JOISTS TO BE KEPT CLEAR OF AC DROPPER DUCTING. TRUSS DESIGN TO ALLOW FOR INSTALLATION OF AC UNIT.

BALUSTRADE NOTES:

INTERNAL STAIRS:
BALUSTRADE HANDRAIL TO BE CONTINUOUS ON FLIGHT IN ACCORDANCE WITH BCA REQUIREMENT.

EXTERNAL BALUSTRADES:
ALL HANDRAILS & BALUSTRADES TO BE INSTALLED AT HEIGHTS IN ACCORDANCE WITH NCC AND RELEVANT AUSTRALIAN STANDARDS

WINDOW NOTE:
WINDOW FRAMES, GLAZING & ASSOCIATED MATERIAL SHOULD BE TO MANUFACTURERS SPECIFICATIONS. MANUFACTURER TO CERTIFY DESIGN COMPLIANCE WITH NCC & APPLICABLE AUSTRALIAN STANDARDS. REFER TO EXTERNAL FINISHES SCHEDULE FOR COLOUR SELECTION. OPENING RESTRICTORS FITTED. THESE RESTRICTORS SHALL LIMIT THE OPENING TO 125MM MAX.

ALL DOORS AND WINDOWS TO COMPLY WITH AS 3959 - 2018 - CONSTUCTION STANDARDS FOR BUILDINGS IN BUSHFIRE PRONE AREAS.

LIVABLE HOUSING
THESE DESIGNS MEET COUNCIL'S CONTROLS AS OUTLINES IN SECTION 11 LIVABLE HOUSING OF THE RESIDENTIAL ACCOMMODATION DCP ONLY

- INDICATES WALL WITH REINFORCEMENT TO ENABLE INSTALLATION OF FUTURE GRABRAILS
- GREEN DIMENSIONS INDICATE MINIMUM CLEARANCES

Certificate No. # TMTH3HKPXI

Scan QR code or follow website link for rating details.

Assessor name: Claude-Francois Sookloll
Accreditation No.: DMN/14/1662
Property Address: 7A-081, Lot 7A-081 (#56) Prescot Parade MILPERRA, 2214, NSW, 2214

https://www.frl5.com.au/QRCodeLanding?PublicId=TMTH3HKPXI

date	rev	amendment
28.02.25	B	ISSUE FOR DA SUBMISSION
31.01.25	A	ISSUE FOR BASIX ASSESSMENT

MIRVAC DESIGN
architecture
interior design
urban design
graphic design
Level 28 200 George St
Sydney NSW 2000
T 02 9080 8000
Mirvac Design Pty Ltd.
ABN 78 003 359 153
Mirvac Design Nominated / Responsible Architects
Anita Verma Michael Wiener David Hirst Andrew Le
https://www.mirvacdesign.com/nominated-architects

client: mirvac

project:
RIVERLANDS - MILPERRA
56 Prescot Parade, Milperra NSW 2214
stage: 01
site: 7A

title:
FIRST FLOOR PLAN

job no: MB-10245
drawing no: 220
date: 28.02.25
scale @ A1: 1 : 200
rev: B

Copyright of the design and other information shown here is owned by Mirvac Design pty. ltd. Reproduction or use of the design by any party for any purpose is expressly forbidden without the written permission of Mirvac Design pty. ltd.

LEGEND - ROOF PLAN

	RAKED SOFFIT
	FIRE RATED EAVE

ABBREVIATIONS

DP	DOWN PIPE
DPS	DOWN PIPE & SPREADER
DP-100	DOWN PIPE 100mm DIAMETER
MR	METAL ROOF - PITCH AS NOTED
TR	TILED ROOF - PITCH AS NOTED
PG	PERGOLA
SHWP	SOLAR HOT WATER PANEL
RWH	RAIN WATER HEAD
SL	SKY LIGHT
SP	SOLAR PANELS
EXHR	ROOF VENTILATION SYSTEM
#	PURCHASER OPTION

- ALL DOWNPIPES NEAR BUILDING CORNERS ARE TO BE INSTALLED @ 300mm TO THE DOWNPIPE CENTRE WHERE POSSIBLE - UNLESS NOTED OTHERWISE.
- ANY DOWNPIPE WITHIN 450mm FROM A BOUNDARY MUST BE OF A NON-COMBUSTIBLE MATERIAL.

1 ROOF PLAN
1 : 200

Certificate No. # TMTH3HKPXI

Scan QR code or follow website link for rating details.

Assessor name	Claude-Francois Sookloll
Accreditation No.	DMN/14/1662
Property Address	7A-081, Lot 7A-081 (#56) Prescot Parade MILPERRA, 2214, NSW, 2214

https://www.fr5.com.au/QRCodeLanding?PublicId=TMTH3HKPXI

date	rev	amendment
28.02.25	B	ISSUE FOR DA SUBMISSION
31.01.25	A	ISSUE FOR BASIX ASSESSMENT

MIRVAC DESIGN
Level 28 100 George St
Sydney NSW 2000
T 02 9080 8000
architecture
urban design
interior design
graphic design
Mirvac Design Pty Ltd.
ABN 78 003 359 153
Mirvac Design Nominated / Responsible Architects
Anita Verma Michael Wenner David Hinz Andrew Le
https://www.mirvacdesign.com/nominated-architects

client:
mirvac

project:
RIVERLANDS - MILPERRA
56 Prescot Parade, Milperra NSW 2214
stage: 01
site: 7A

title:
ROOF / FIRE RATED EAVES PLAN

job no: MB-10245
drawing no: 250
date: 28.02.25
scale @ A1: 1 : 200
rev: B

Copyright of the design and other information shown here is owned by Mirvac Design pty. ltd. Reproduction or use of the design by any party for any purpose is expressly forbidden without the written permission of Mirvac Design pty. ltd.

EXTERNAL FINISHES WALL TYPE	
EXTENT OF FINISHES INDICATED ONLY. REFER TO FINISHES SCHEDULE.	
FBW	FACE BRICKWORK
RBW	RENDERED BRICKWORK
RHP - 75	RENDERED HEBEL PANEL 75
RHP - 50	RENDERED HEBEL PANEL 50
VB	LIGHTWEIGHT CLADDING - VERTICAL RIB TIMBER LOOK
TL	TILE FEATURE CLADDING
LWC - H	LIGHT WEIGHT CLADDING - HORIZONTAL
LWS	RENDERED LIGHTWEIGHT SHEET CLADDING

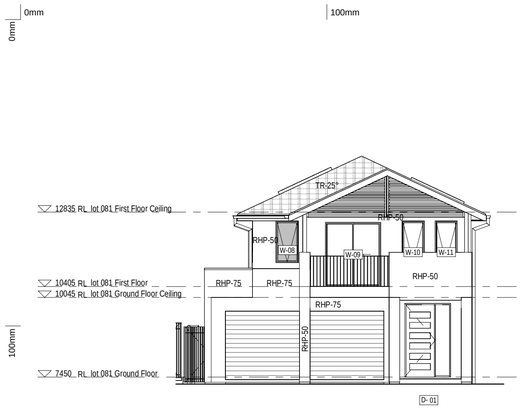

1 LOT 081 FRONT ELEVATION

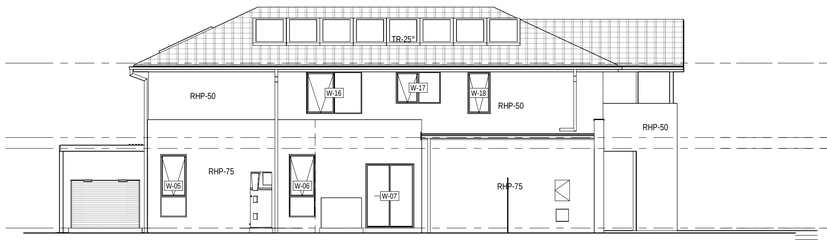

2 LOT 081 SIDE A ELEVATION

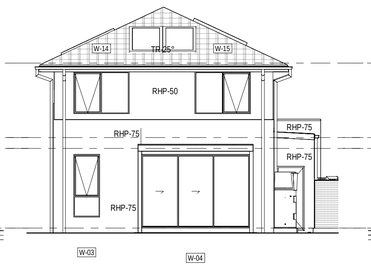

3 LOT 081 REAR ELEVATION

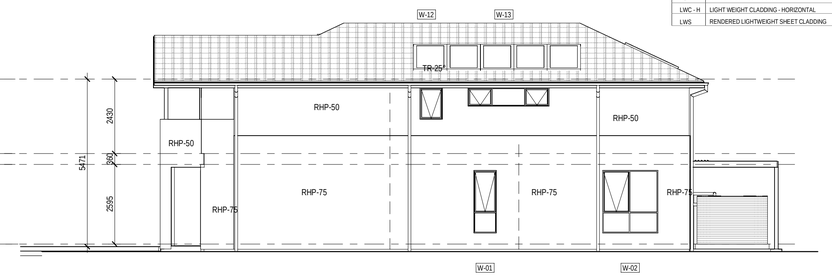

4 LOT 081 SIDE B ELEVATION

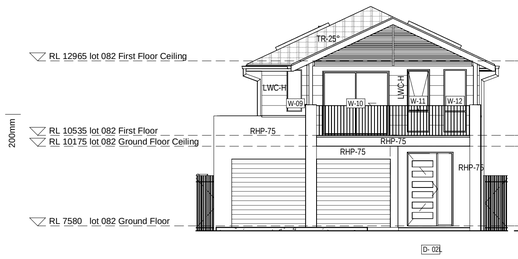

5 LOT 082 FRONT ELEVATION

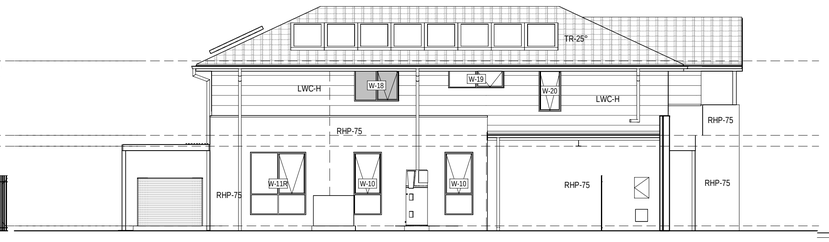

7 LOT 082 SIDE A ELEVATION

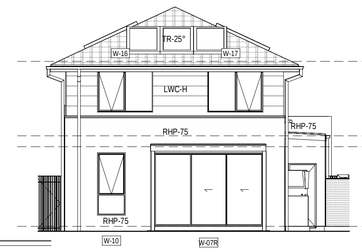

6 LOT 082 REAR ELEVATION

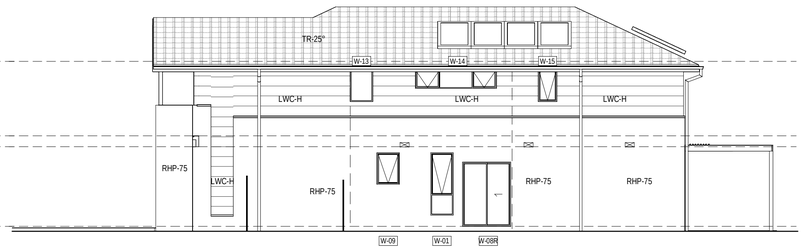

8 LOT 082 SIDE B ELEVATION

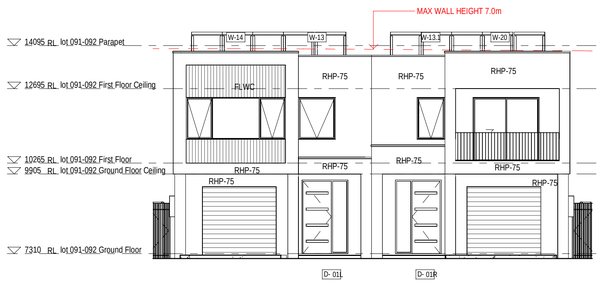

9 LOT 092-091 FRONT ELEVATION

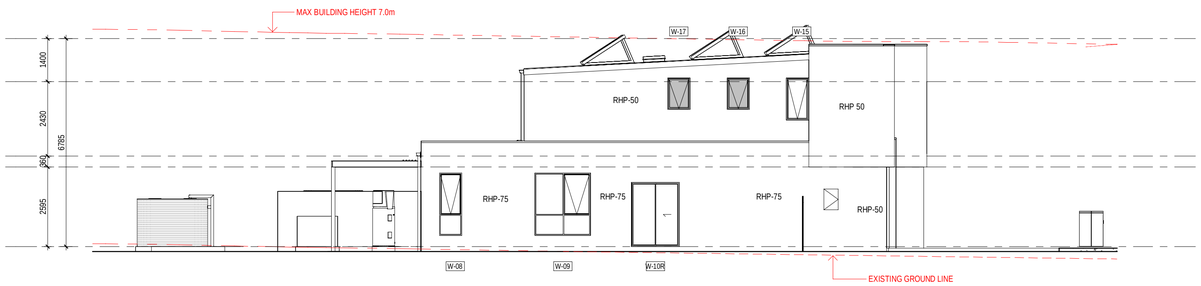

10 LOT 092 SIDE ELEVATION

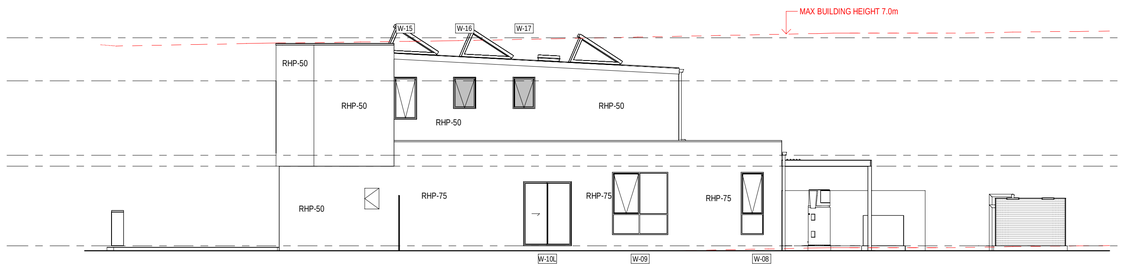

11 LOT 091 SIDE ELEVATION

12 LOT 092-091 REAR ELEVATION

Certificate No. # TMTH3HKPXI
Scan QR code or follow website link for rating details.
Assessor name Claude-Francois Sookloll
Accreditation No. DMN/14/1662
Property Address 7A-081, Lot 7A-081 (#56) Prescot Parade MILPERRA 2214, NSW, 2214
https://www.fr5.com.au/QRCodeLanding?PublicId=TMTH3HKPXI

date	rev	amendment
28.02.25	B	ISSUE FOR DA SUBMISSION
31.01.25	A	ISSUE FOR BASIX ASSESSMENT

MIRVAC DESIGN
architecture interior design landscape design
Level 28 330 George St Sydney NSW 2000 T 02 9080 8000
Mirvac Design Pty Ltd. ABN 78 003 398 153
Mirvac Design Nominated / Responsible Architects
Anita Verma Michael Wiener David Hirst Andrew La
https://www.mirvacdesign.com/nominated-architects

client: mirvac

project:
RIVERLANDS - MILPERRA
56 Prescot Parade, Milperra NSW 2214
stage: 01
site: 7A

title:
ELEVATIONS LOTS 081 -092

job no: MB-10245
drawing no: 260
date: 28.02.25 scale @ A1: 1 : 100 rev: B

Copyright of the design and other information shown here is owned by Mirvac Design pty. ltd. Reproduction or use of the design by any party for any purpose is expressly forbidden without the written permission of Mirvac Design pty. ltd.

EXTERNAL FINISHES WALL TYPE EXTENT OF FINISHES INDICATED ONLY. REFER TO FINISHES SCHEDULE.	
FBW	FACE BRICKWORK
RBW	RENDERED BRICKWORK
RHP - 75	RENDERED HEBEL PANEL 75
RHP - 50	RENDERED HEBEL PANEL 50
VB	LIGHTWEIGHT CLADDING - VERTICAL RIB TIMBER LOOK
TL	TILE FEATURE CLADDING
LWC - H	LIGHT WEIGHT CLADDING - HORIZONTAL
LWS	RENDERED LIGHTWEIGHT SHEET CLADDING

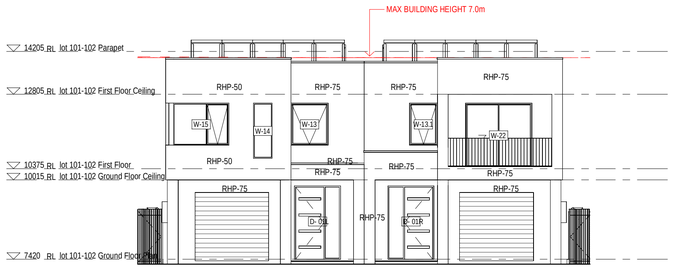

1 LOT 101-102 FRONT ELEVATION

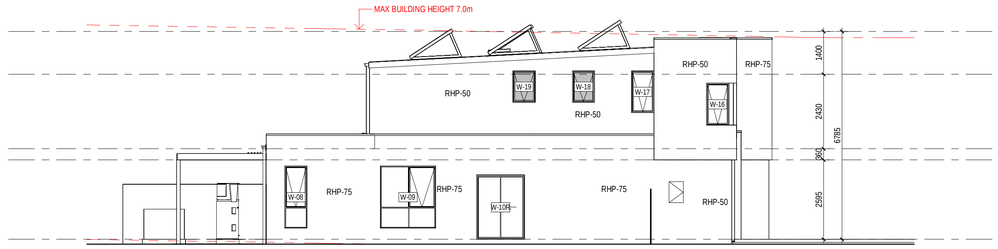

2 LOT 102 SIDE ELEVATION

3 LOT 101-102 REAR ELEVATION

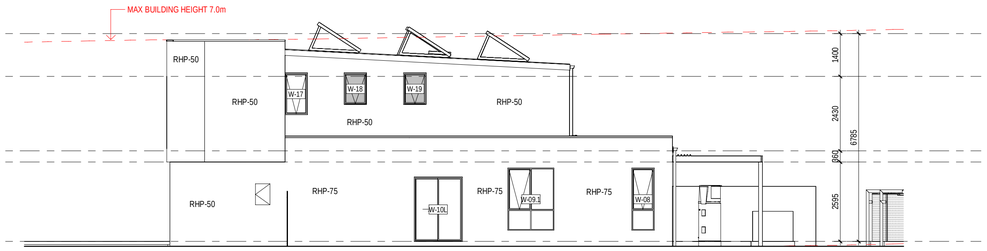

4. LOT 101 SIDE ELEVATION

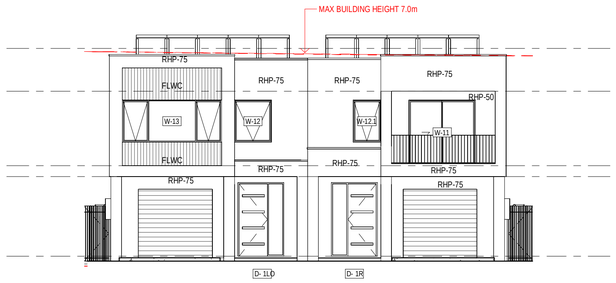

8 LOT 112-111 FRONT ELEVATION

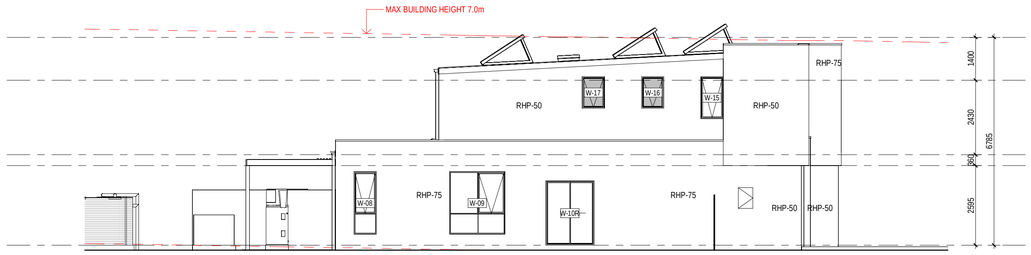

7 LOT 112 SIDE ELEVATION

6 LOT 111-112 REAR LELVATION

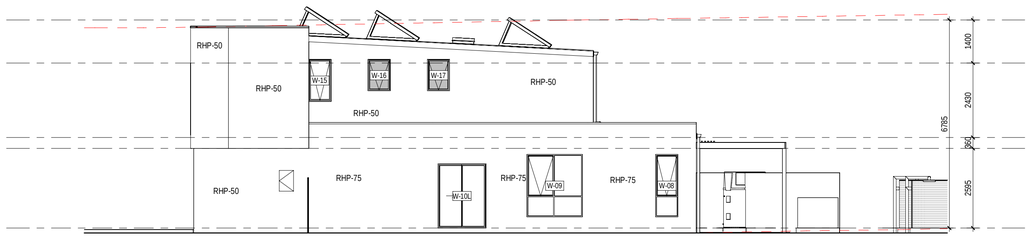

5 LOT 111 SIDE ELEVATION

Certificate No. # TMTH3HKPXI

Scan QR code or follow website link for rating details.

Assessor name Claude-Francois Sookloll
Accreditation No. DMN/14/1662
Property Address 7A-081, Lot 7A-081 (#56) Prescot Parade MILPERRA 2214, NSW, 2214

https://www.fr5.com.au/QRCodeLanding?PublicId=TMTH3HKPXI

date	rev	amendment
28.02.25	B	ISSUE FOR DA SUBMISSION
31.01.25	A	ISSUE FOR BASIX ASSESSMENT

MIRVAC DESIGN
architecture
interior design
external design
graphic design

Level 28 100 George St
Sydney NSW 2000
T 02 9080 8000

Mirvac Design Pty Ltd.
ABN 78 003 359 313

Mirvac Design Nominated / Responsible Architects
Anita Verma Michael Wiener David Hirst Andrew La
https://www.mirvacdesign.com/nominated-architects

client: mirvac

project:
RIVERLANDS - MILPERRA
56 Prescot Parade, Milperra NSW 2214
stage: 01
site: 7A

title:
ELEVATIONS LOTS 101 - 112

job no: MB-10245
drawing no: 261
date: 28.02.25 scale @ A1: 1 : 100 rev: B

Copyright of the design and other information shown here is owned by Mirvac Design pty. ltd. Reproduction or use of the design by any party for any purpose is expressly forbidden without the written permission of Mirvac Design pty. ltd.

EXTERNAL FINISHES WALL TYPE EXTENT OF FINISHES INDICATED ONLY. REFER TO FINISHES SCHEDULE	
FBW	FACE BRICKWORK
RBW	RENDERED BRICKWORK
RHP - 75	RENDERED HEBEL PANEL 75
RHP - 50	RENDERED HEBEL PANEL 50
VB	LIGHTWEIGHT CLADDING - VERTICAL RIB TIMBER LOOK
TL	TILE FEATURE CLADDING
LWC - H	LIGHT WEIGHT CLADDING - HORIZONTAL
LWS	RENDERED LIGHTWEIGHT SHEET CLADDING

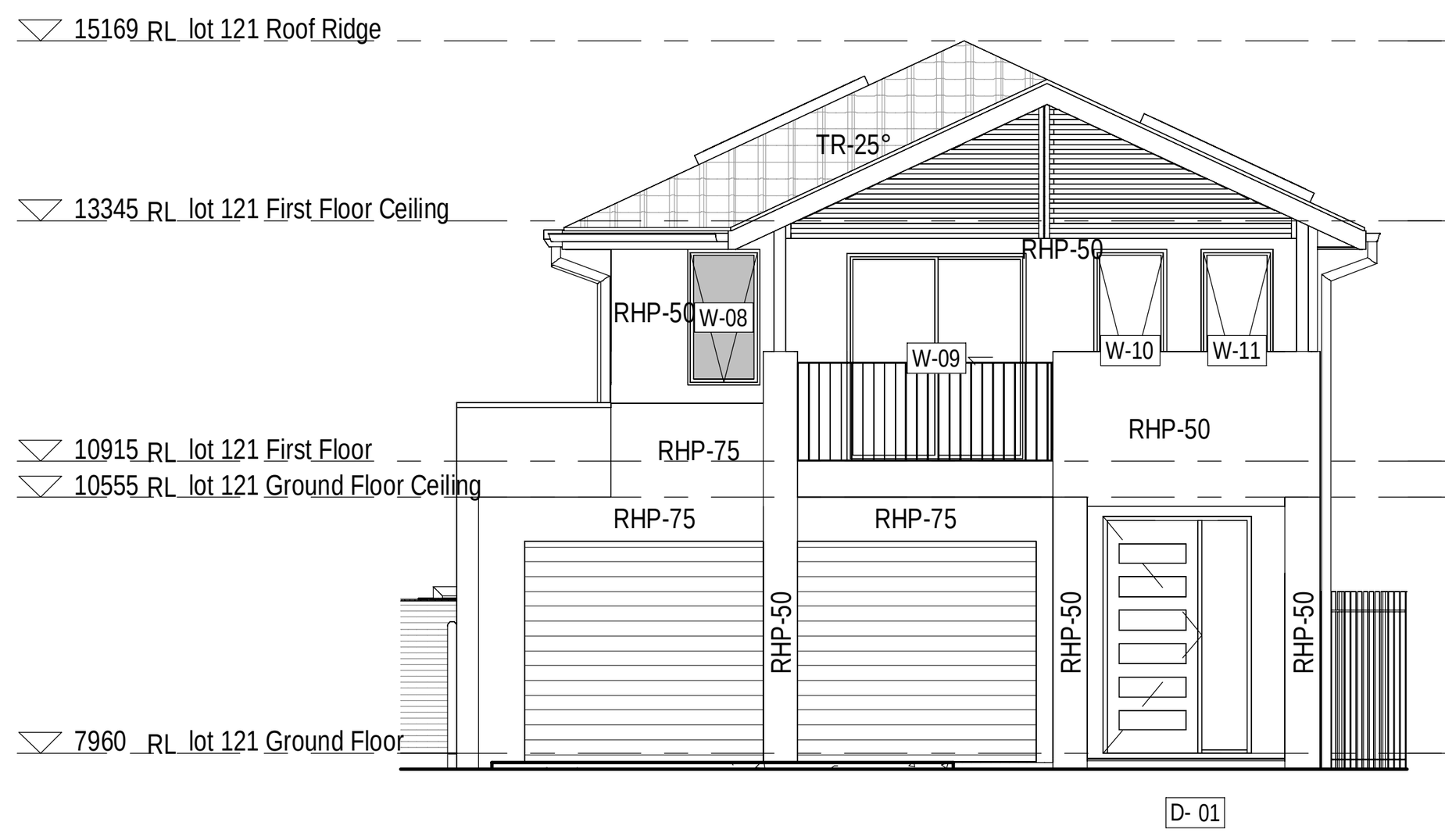

1 LOT 121 FRONT ELEVATION

2 LOT 121 SIDE A ELEVATION

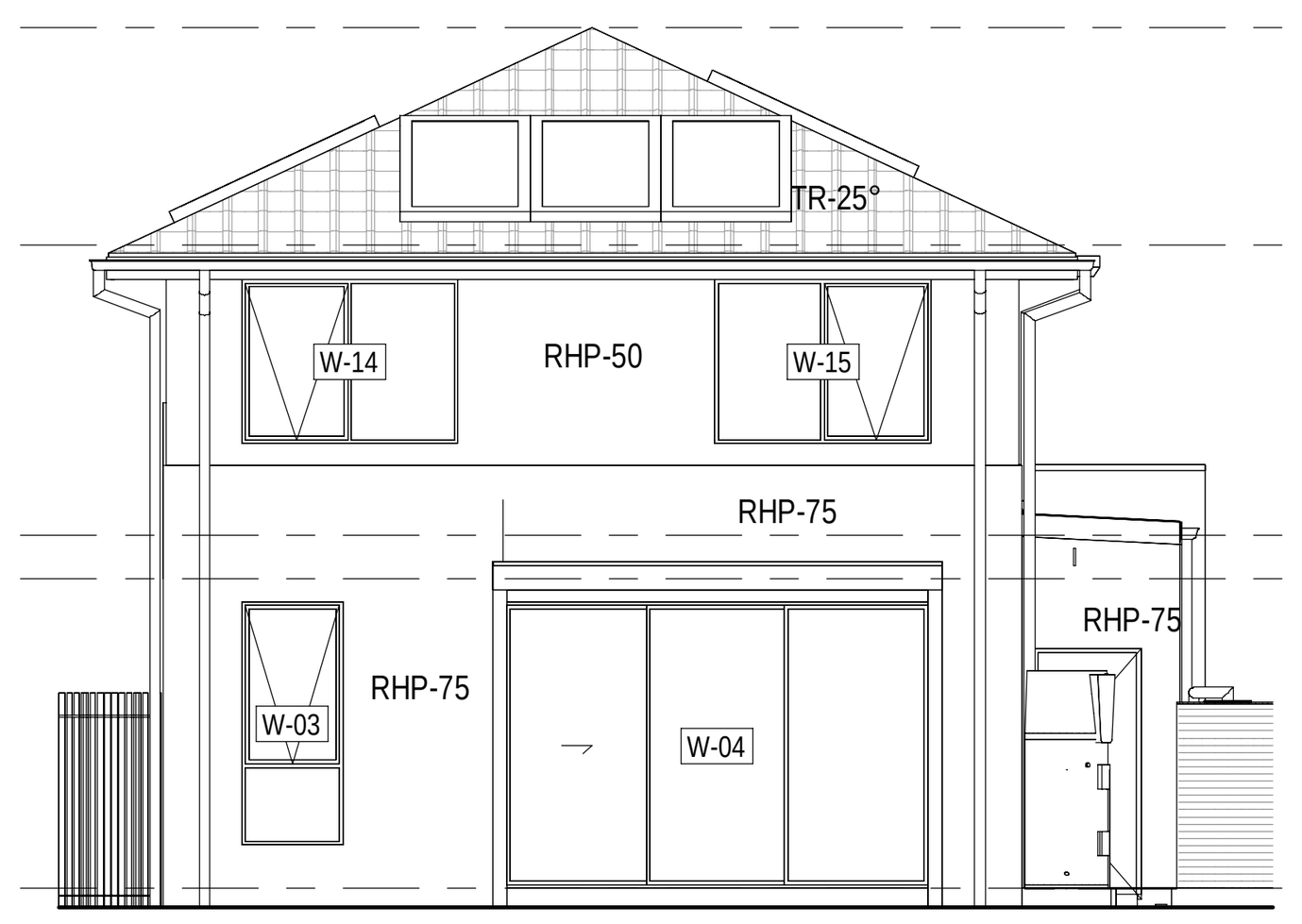

3 LOT 121 REAR ELEVATION

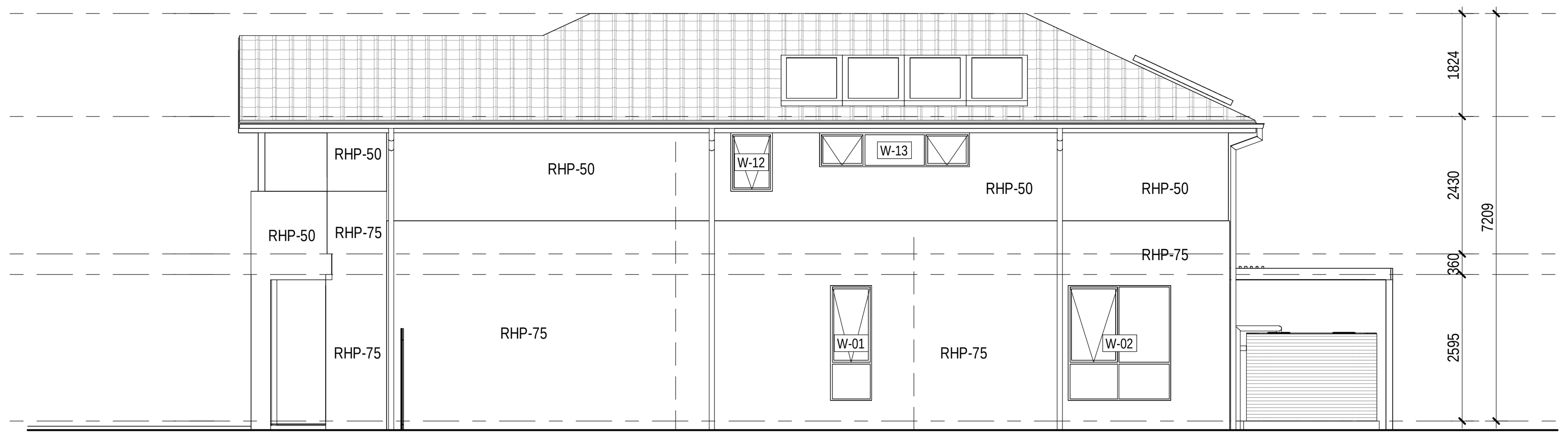

4 LOT 121 SIDE B ELEVATION

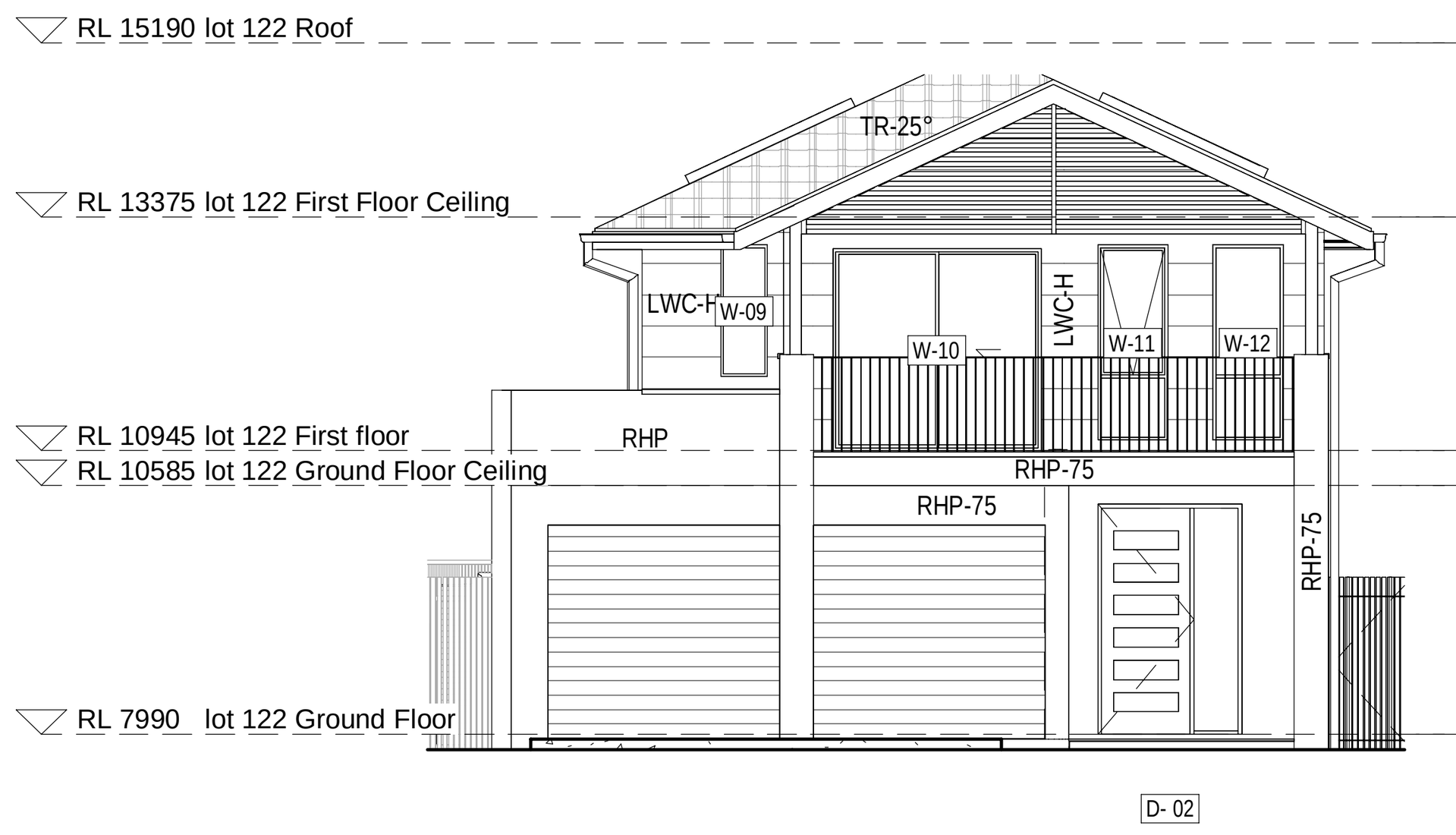

5 lot 122 FRONT ELEVATION

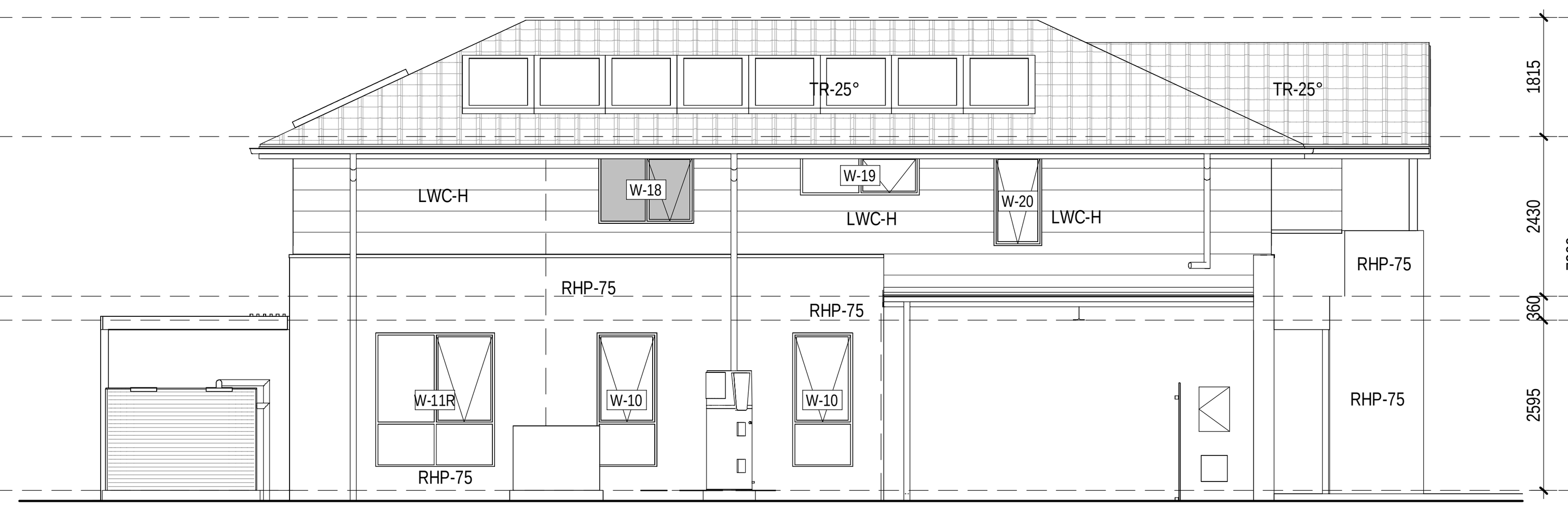

6 LOT 122 SIDE A ELEVATION

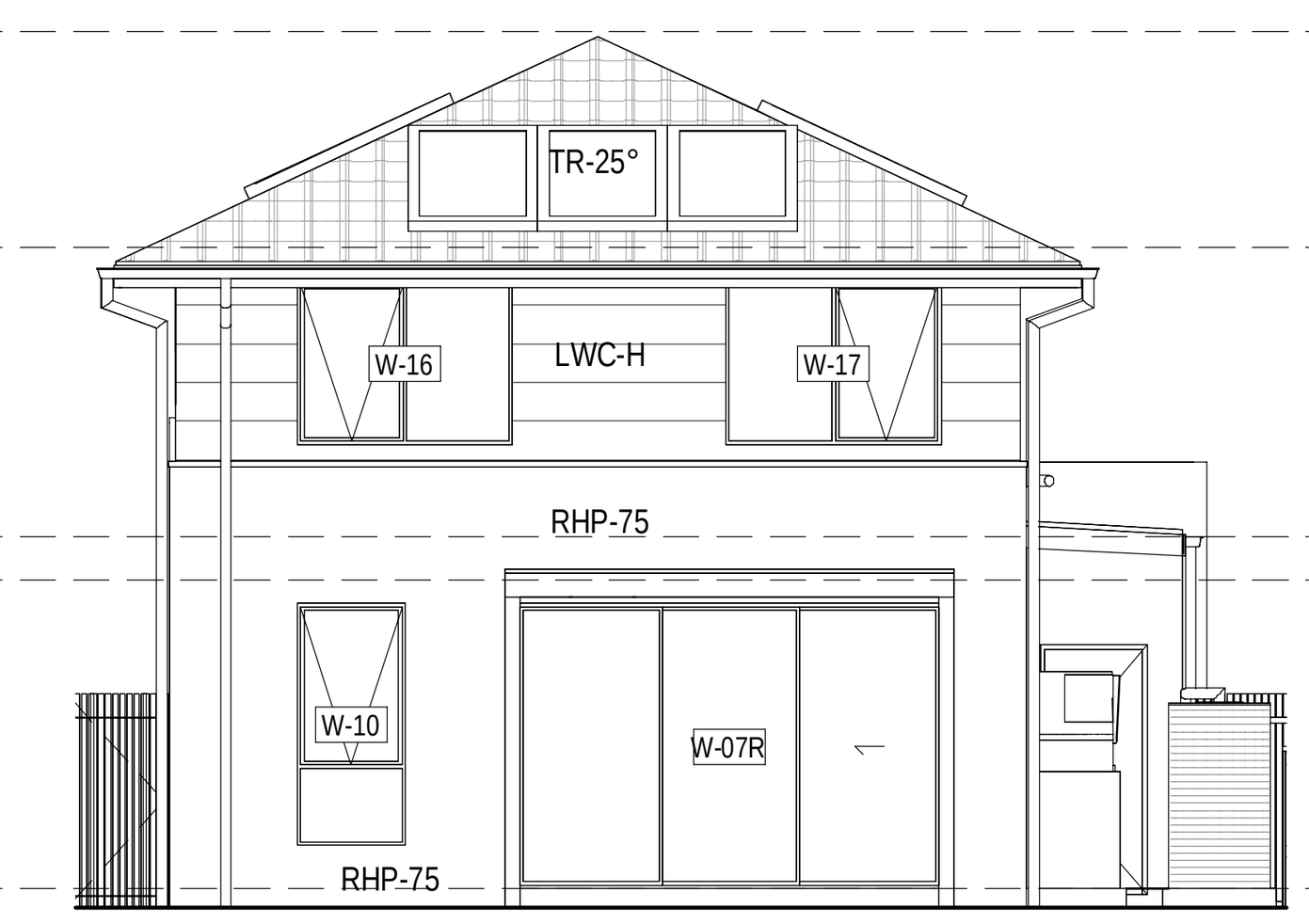

7 LOT 122 REAR ELEVATION

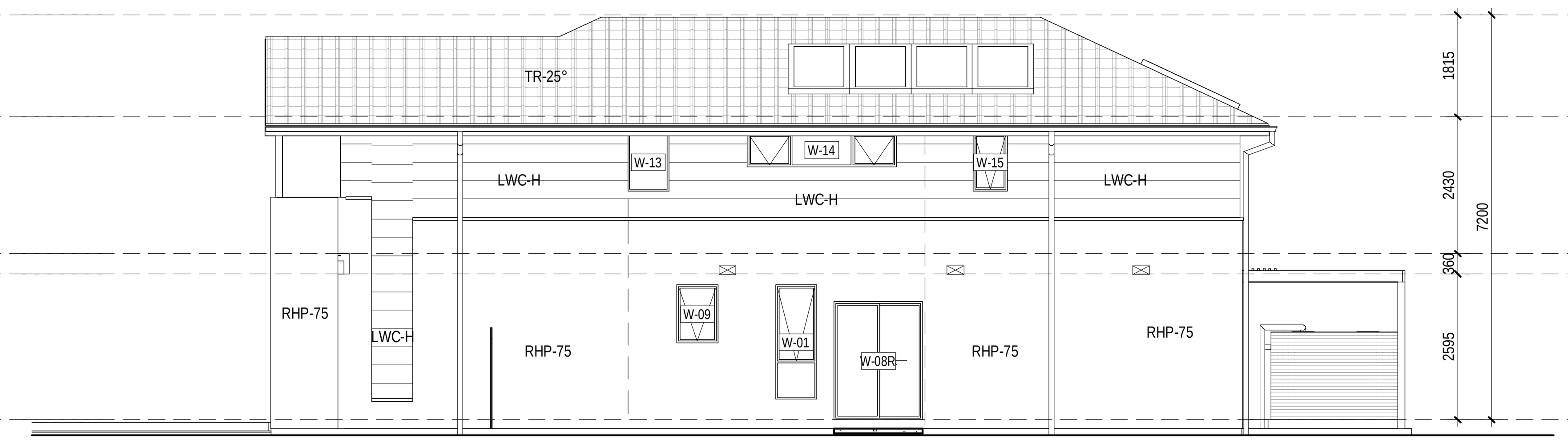

8 LOT 122 SIDE B ELEVATION

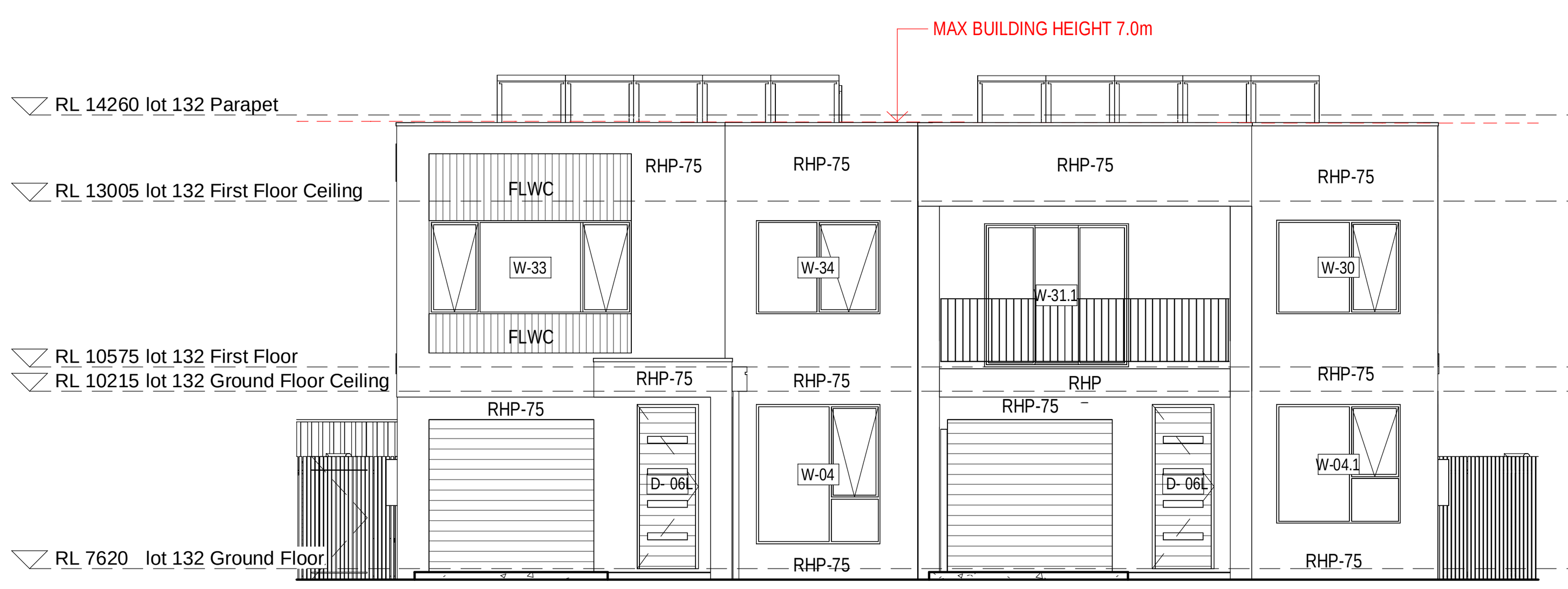

9 LOT 132-131 FRONT ELEVATION

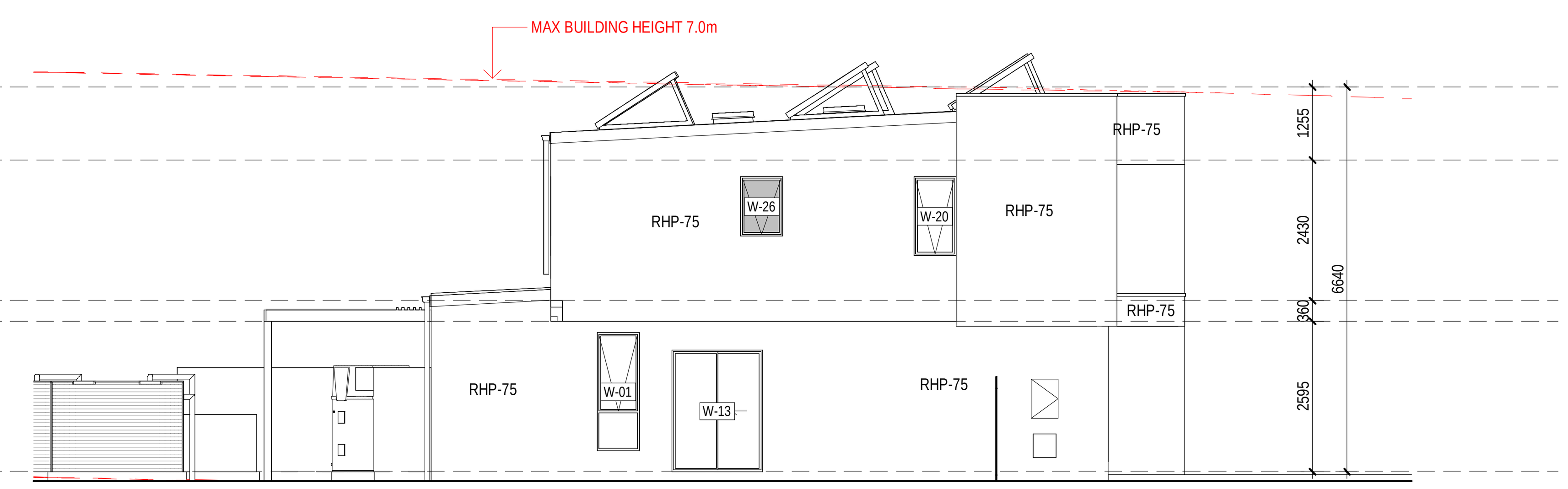

10 LOT 132 SIDE ELEVATION

11 lot 132-131 REAR ELEVATION

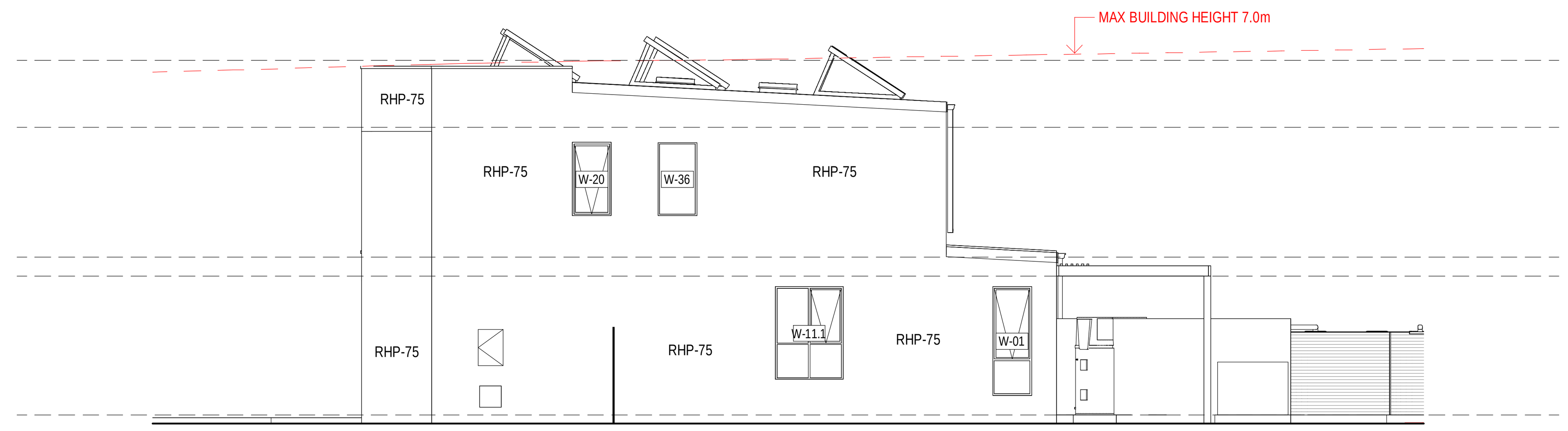

12 LOT 131 SIDE ELEVATION

Certificate No. # TMTH3HKPXI

Scan QR code or follow website link for rating details.

Assessor name: Claude-Francois Sookloll
Accreditation No.: DMN/14/1662
Property Address: 7A-081, Lot 7A-081 (#56) Prescot Parade MILPERRA, 2214, NSW, 2214

https://www.fr5.com.au/QRCodeLanding?PublicId=TMTH3HKPXI

date	rev	amendment
28.02.25	B	ISSUE FOR DA SUBMISSION
31.01.25	A	ISSUE FOR BASIX ASSESSMENT

MIRVAC DESIGN
Level 28 200 George St
Sydney NSW 2000
T 02 9080 8000
architecture
urban design
interior design
graphic design
Mirvac Design Pty.Ltd.
ABN 78 003 359 153
Mirvac Design Nominated / Responsible Architects
Anita Verma Michael Wiener David Hirst Andrew La
https://www.mirvacdesign.com/nominated-architects

client: mirvac

project: **RIVERLANDS - MILPERRA**
56 Prescot Parade, Milperra NSW 2214
stage: 01
site: 7A

title: ELEVATIONS LOTS 121 - 132

job no: MB-10245
drawing no: 262
date: 28.02.25
scale @ A1: 1 : 100
rev: B

Copyright of the design and other information shown here is owned by Mirvac Design pty. ltd. Reproduction or use of the design by any party for any purpose is expressly forbidden without the written permission of Mirvac Design pty. ltd.

EXTERNAL FINISHES WALL TYPE EXTENT OF FINISHES INDICATED ONLY. REFER TO FINISHES SCHEDULE.	
FBW	FACE BRICKWORK
RBW	RENDERED BRICKWORK
RHP - 75	RENDERED HEBEL PANEL 75
RHP - 50	RENDERED HEBEL PANEL 50
VB	LIGHTWEIGHT CLADDING - VERTICAL RIB TIMBER LOOK
TL	TILE FEATURE CLADDING
LWC - H	LIGHT WEIGHT CLADDING - HORIZONTAL
LWS	RENDERED LIGHTWEIGHT SHEET CLADDING

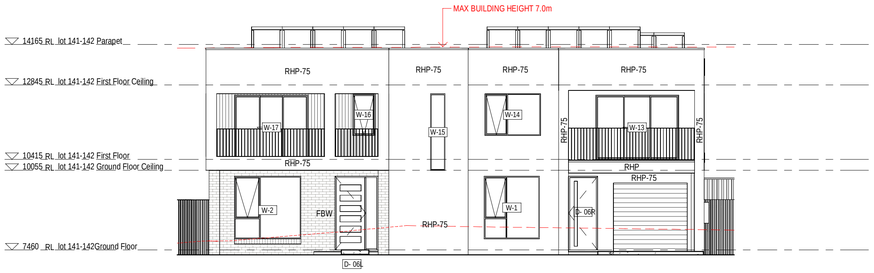

1 LOT 142-141 FRONT ELEVATION

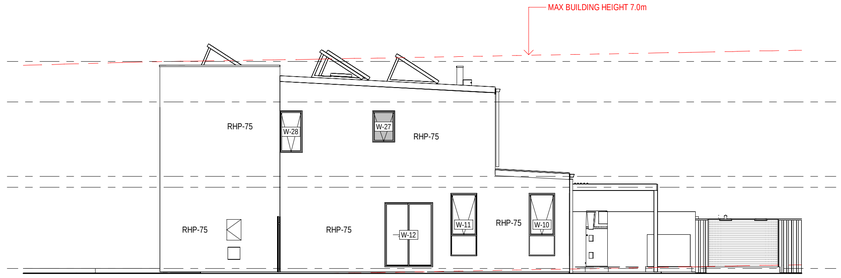

2 LOT 141 SIDE ELEVATION

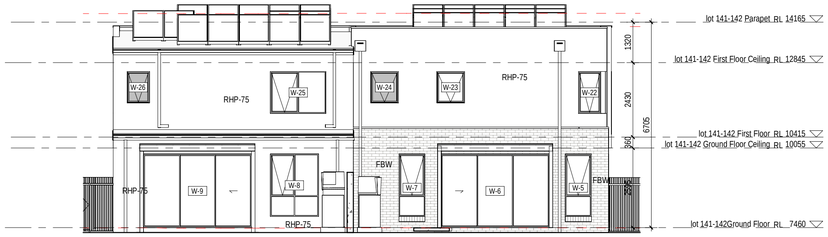

3 LOT 142-141 REAR ELEVATION

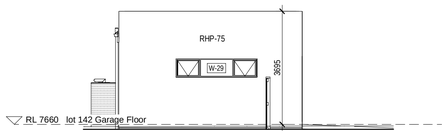

4 Lot 142 GARAGE SIDE ELEVATION

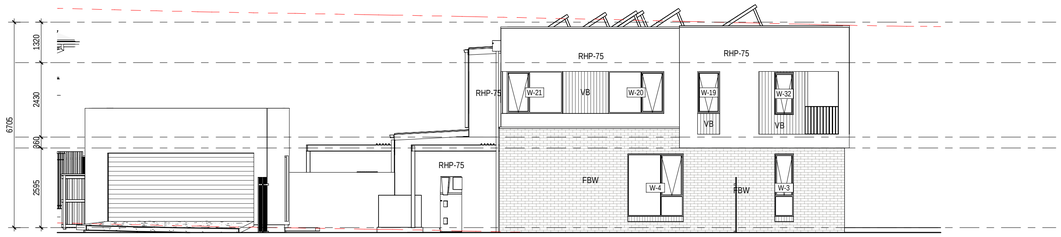

5 LOT 142 SIDE ELVATION

Certificate No. # TMTH3HKPXI

NATIONWIDE HOUSE ENERGY RATING

Scan QR code or follow website link for rating details.

Assessor name Claude-Francois Sookloll
Accreditation No. DMN/14/1662
Property Address 7A-081, Lot 7A-081 (#56) Prescot Parade MILPERRA, 2214, NSW, 2214

https://www.fr5.com.au/QRCodeLanding?PublicId=TMTH3HKPXI

date	rev	amendment
28.02.25	B	ISSUE FOR DA SUBMISSION
31.01.25	A	ISSUE FOR BASIX ASSESSMENT

MIRVAC DESIGN
architecture
urban design
interior design
graphic design

Level 28 200 George St
Sydney NSW 2000
T 02 9080 8000

Mirvac Design Pty Ltd.
ABN 78 003 269 313

Mirvac Design Nominated / Responsible Architects
Anita Verma Michael Wiener David Hirst Andrew Le
https://www.mirvacdesign.com/nominated-architects

client: mirvac

project:
RIVERLANDS - MILPERRA
56 Prescot Parade, Milperra NSW 2214
stage: 01
site: 7A

title:
ELEVATIONS LOTS 141 - 142

job no: MB-10245
drawing no: 263
date: 28.02.25
scale @ A1: 1 : 100
rev: B

Copyright of the design and other information shown here is owned by Mirvac Design pty. ltd. Reproduction or use of the design by any party for any purpose is expressly forbidden without the written permission of Mirvac Design pty. ltd.

EXTERNAL FINISHES WALL TYPE EXTENT OF FINISHES INDICATED ONLY. REFER TO FINISHES SCHEDULE.	
FBW	FACE BRICKWORK
RBW	RENDERED BRICKWORK
RHP - 75	RENDERED HEBEL PANEL 75
RHP - 50	RENDERED HEBEL PANEL 50
VB	LIGHTWEIGHT CLADDING - VERTICAL RIB TIMBER LOOK
TL	TILE FEATURE CLADDING
LWC - H	LIGHT WEIGHT CLADDING - HORIZONTAL
LWS	RENDERED LIGHTWEIGHT SHEET CLADDING

1 LOT 151 FRONT ELEVATION

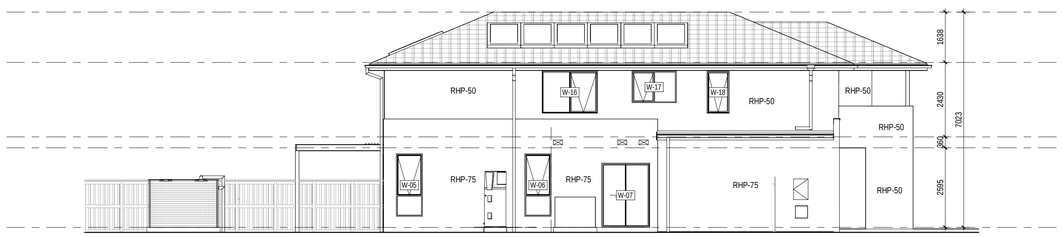

2 LOT 151 SIDE A ELEVATION

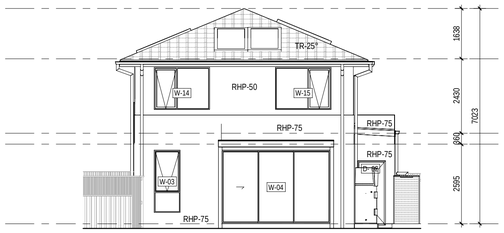

3 LOT 151 REAR LEVATION

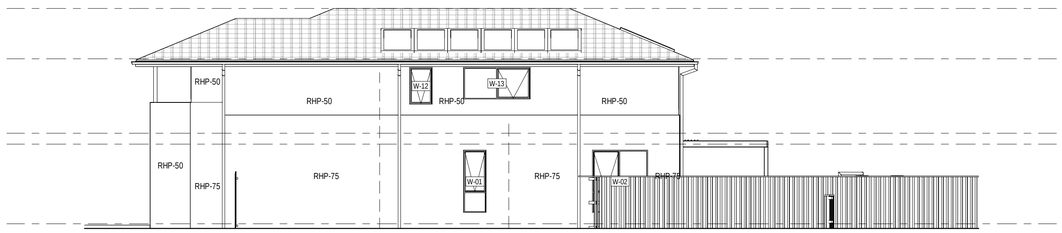

4 LOT 151 SIDE B ELEVATION

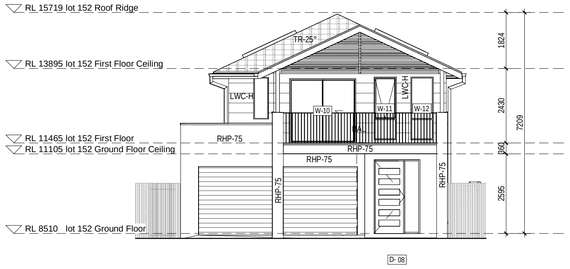

5 LOT 152 FRONT ELEVATION

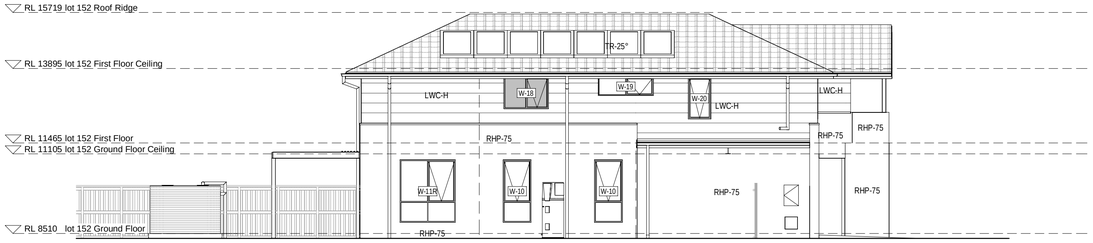

6 LOT 152 SIDE A ELEVATION

7 LOT 152 REAR ELEVATION

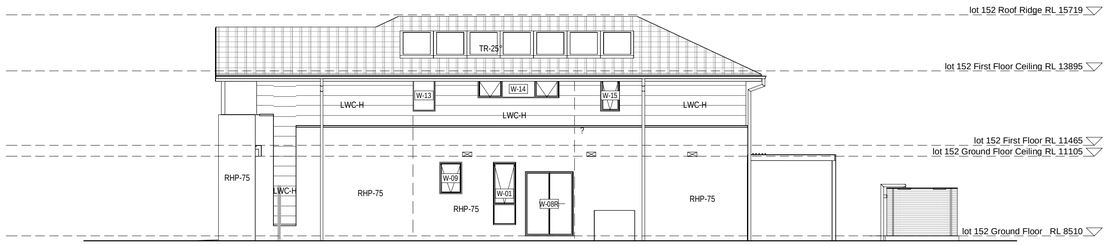

8 LOT 152 SIDE B ELEVATION

Certificate No. # TMTH3HKPXI

Scan QR code or follow website link for rating details.

Assessor name	Claude-Francois Sookloll
Accreditation No.	DMN/14/1662
Property Address	7A-081, Lot 7A-081 (#56) Prescot Parade MILPERRA, 2214, NSW, 2214

https://www.fr5.com.au/QRCodeLanding?PublicId=TMTH3HKPXI

date	rev	amendment
28.02.25	B	ISSUE FOR DA SUBMISSION
31.01.25	A	ISSUE FOR BASIX ASSESSMENT

MIRVAC DESIGN
Level 29 100 George St
Sydney NSW 2000
T 02 8080 8000
architecture
urban design
interior design
graphic design
Mirvac Design Pty Ltd.
ABN 78 003 359 153
Mirvac Design Nominated / Responsible Architects
Anita Verma Michael Wiener David Hirst Andrew La
https://www.mirvacdesign.com/nominated-architects

client: mirvac

project:
RIVERLANDS - MILPERRA
56 Prescot Parade, Milperra NSW 2214
stage: 01
site: 7A

title:
ELEVATIONS LOTS 151 - 152

job no: MB-10245
drawing no: 264
date: 28.02.25 scale @ A1: 1 : 100 rev: B

Copyright of the design and other information shown here is owned by Mirvac Design pty. ltd. Reproduction or use of the design by any party for any purpose is expressly forbidden without the written permission of Mirvac Design pty. ltd.

1 LOT 152- 142 COLOURED STREETSCAPE

2 LOT 142 - 111 COLOURED STREETSCAPE

3 LOT 102 - 081 COLOURED STREETSCAPE

Certificate No. # TMTH3HKPXI

Scan QR code or follow website link for rating details.

Assessor name	Claude-Francois Sookloll
Accreditation No.	DMN/14/1662
Property Address	7A-081, Lot 7A-081 (#56) Prescot Parade MILPERRA, 2214, NSW, 2214

https://www.fr5.com.au/QRCodeLanding?PublicId=TMTH3HKPXI

date	rev	amendment
28.02.25	B	ISSUE FOR DA SUBMISSION
31.01.25	A	ISSUE FOR BASIX ASSESSMENT

MIRVAC DESIGN
architecture
urban design
interior design
graphic design

Level 28 200 George St
Sydney NSW 2000
T 02 9080 8000

Mirvac Design Pty Ltd.
ABN 78 003 269 313

Mirvac Design Nominated / Responsible Architects
Anita Verma Michael Wiener David Hirst Andrew Le
https://www.mirvacdesign.com/nominated-architects

client:
mirvac

project:
RIVERLANDS - MILPERRA
56 Prescot Parade, Milperra NSW 2214
stage: 01
site: 7A

title:
COLOURED STREETSCAPE

job no: MB-10245
drawing no: 268
date: 28.02.25
scale @ A1: 1 : 100
rev: B

Copyright of the design and other information shown here is owned by Mirvac Design pty. ltd. Reproduction or use of the design by any party for any purpose is expressly forbidden without the written permission of Mirvac Design pty. ltd.

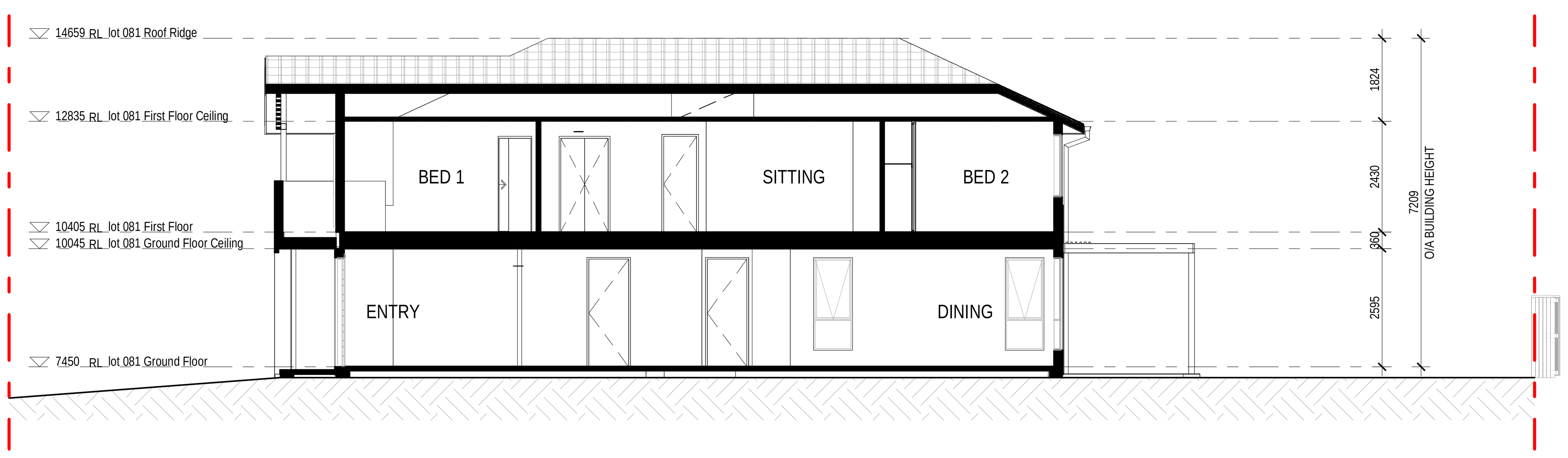

1 LOT 7A-081 SECTION

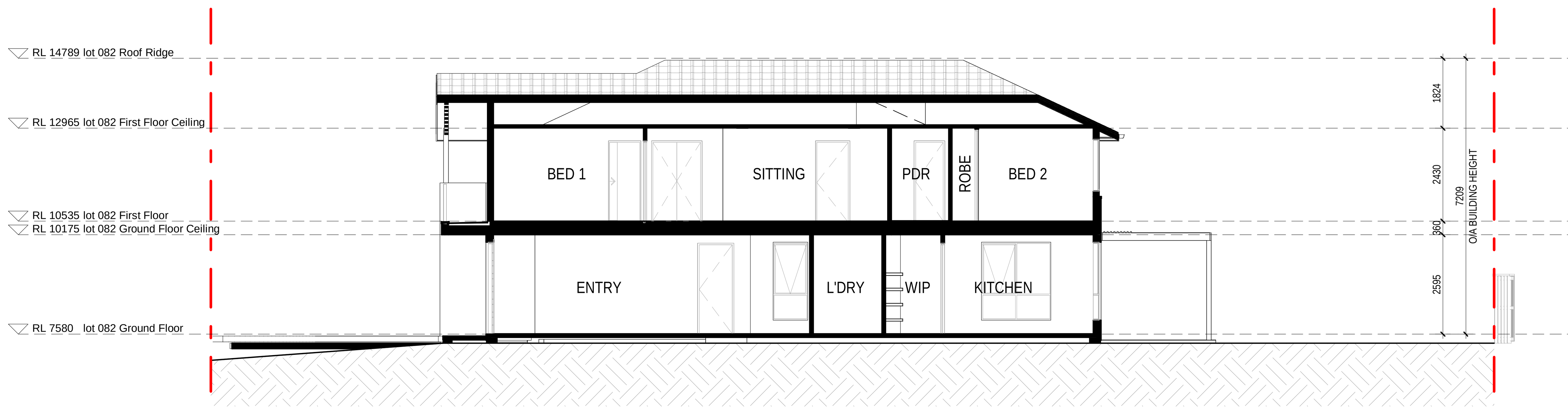

2 LOT 7A-082 SECTION

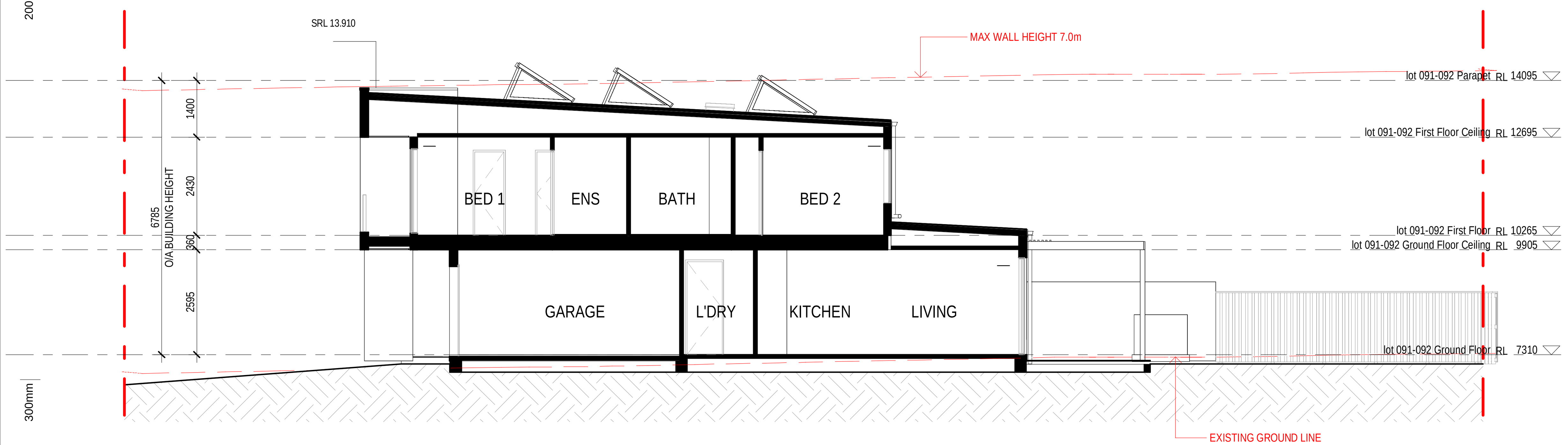

3 LOT 7A-091 SECTION

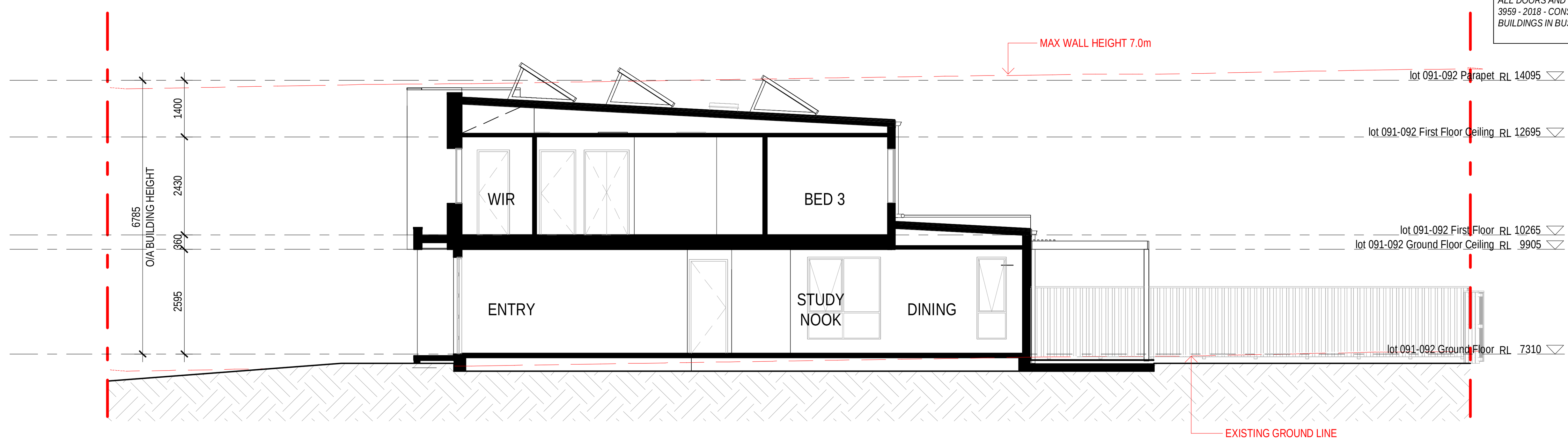

4 LOT 7A-092 SECTION

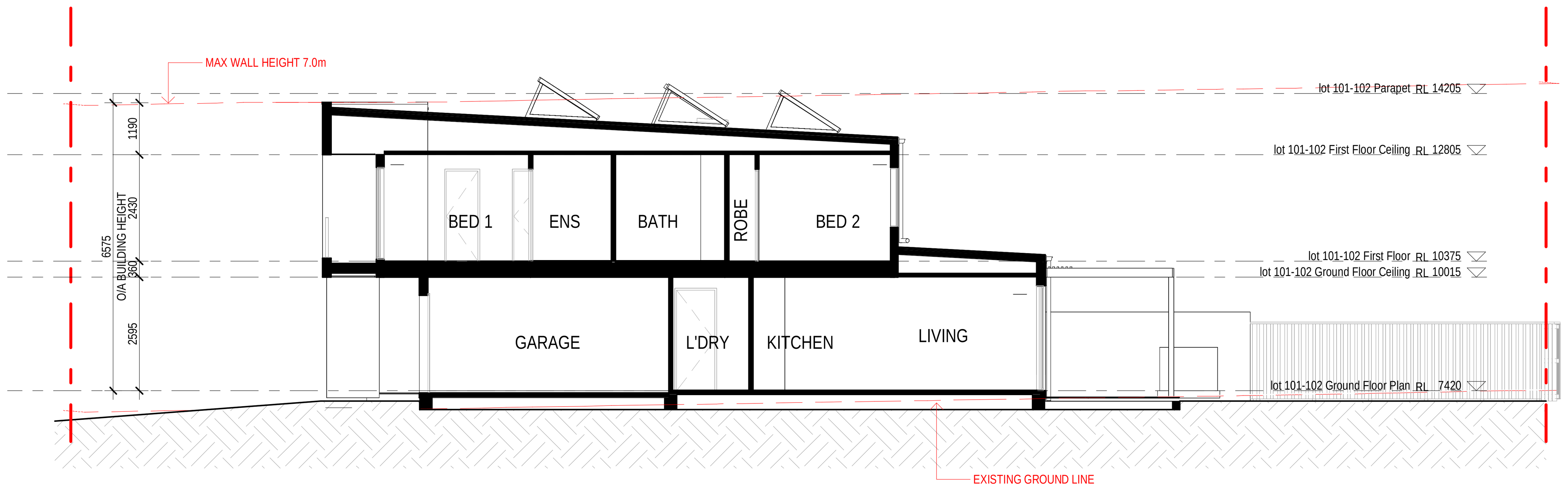

5 DA/TP LOT 101 SECTION

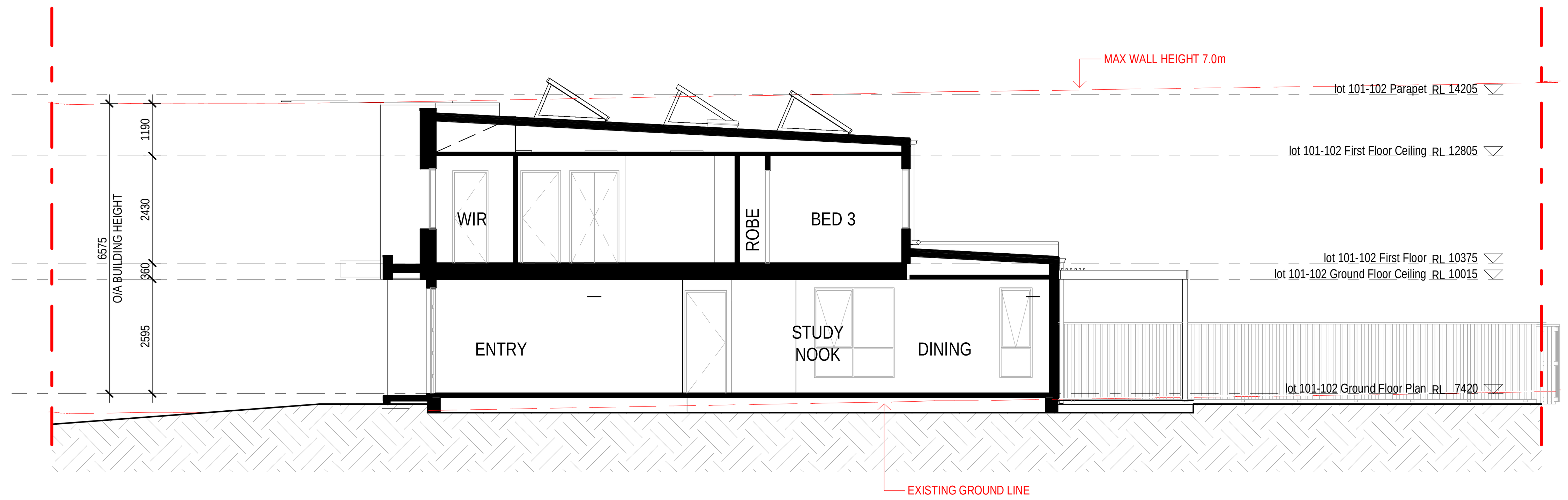

6 LOT 7A-102 SECTION

ELEVATION / SECTION LEGEND

EXTERNAL FINISHES

EXTENT OF FINISHES INDICATED ONLY.
REFER TO FINISHES SCHEDULE

WALL TYPE & FINISH:

FBW	FACE BRICKWORK
RBW	RENDERED BRICK WORK
RHP	RENDERED HEBEL PANEL
RRB-90	RENDERED RECESSED BRICK
LWS	RENDERED LIGHTWEIGHT SHEET CLADDING
LWC1	COVER BATTEN CLADDING
LWC2	LIGHTWEIGHT CLADDING - VERTICAL RIB TIMBER LOOK
LWC3	LIGHTWEIGHT CLADDING - VERTICAL SEAM
LWC4	ZINC FEATURE CLADDING
LWC5	TILE FEATURE CLADDING
DS	DRESSED STONE

ABBREVIATIONS

BAL	BALUSTRADE - 1000mm HIGH MIN.
DEB	DROP EDGE BEAM TO ENGINEER'S DETAIL
DP	DOWN PIPE
DPS	DOWN PIPE & SPREADER
DP-100	DOWN PIPE 100 DIAMETER
EXH/W	EXHAUST VENT TO WALL
EXH/E	EXHAUST VENT TO EAVE
EXH/R	EXHAUST VENT TO ROOF
FGL	FINISHED GROUND LINE
GM	GAS METER
GD	GARAGE DOOR
BAL	BALUSTRADE
IHWU	INSTANTANEOUS GAS HOT WATER UNIT
MB	METER BOX
MR	METAL ROOF - PITCH AS NOTED
NGL	NATURAL GROUND LINE
O/A FASCIA	OVERALL EAVE DIMENSION INCLUDING FASCIA
TP	TIMBER POST - SIZE AS NOTED
TP-120	TIMBER POST - 120x120mm
TR	TILED ROOF - PITCH AS NOTED
PG	PERGOLA TO DETAIL
VJ	VERTICAL JOINT
WCL	WALL MOUNTED CLOTHES LINE
PCD (NBN)	PREMISES CONNECTION DEVICE NATIONAL BROADBAND NETWORK

BALUSTRADE NOTES:

INTERNAL STAIRS:
BALUSTRADE HANDRAIL TO BE CONTINUOUS ON FLIGHT IN ACCORDANCE WITH BCA REQUIREMENT.

EXTERNAL BALUSTRADES:
ALL HANDRAILS & BALUSTRADES TO BE INSTALLED AT HEIGHTS IN ACCORDANCE WITH NCC AND RELEVANT AUSTRALIAN STANDARDS

WINDOW NOTE:
WINDOW FRAMES, GLAZING & ASSOCIATED MATERIAL SHOULD BE TO MANUFACTURERS SPECIFICATIONS. MANUFACTURER TO CERTIFY DESIGN COMPLIANCE WITH NCC & APPLICABLE AUSTRALIAN STANDARDS. REFER TO EXTERNAL FINISHES SCHEDULE FOR COLOUR SELECTION. OPENING RESTRICTORS FITTED. THESE RESTRICTORS SHALL LIMIT THE OPENING TO 125MM MAX.

ALL DOORS AND WINDOWS TO COMPLY WITH AS 3959 - 2018 - CONSTUCTION STANDARDS FOR BUILDINGS IN BUSHFIRE PRONE AREAS.

Certificate No. # TMTH3HKPXI

Scan QR code or follow website link for rating details.

Assessor name	Claude-Francois Sookloll
Accreditation No.	DMN/14/1662
Property Address	7A-081, Lot 7A-081 (#56) Prescot Parade MILPERRA 2214, NSW, 2214

https://www.fr5.com.au/QRCodeLanding?PublicId=TMTH3HKPXI

date	rev	amendment
28.02.25	B	ISSUE FOR DA SUBMISSION
31.01.25	A	ISSUE FOR BASIX ASSESSMENT

MIRVAC DESIGN
architecture urban design interior design graphic design
Level 28 200 George St
Sydney NSW 2000
T 02 9080 8000
Mirvac Design Pty.Ltd.
ABN 78 003 359 153
Mirvac Design Nominated / Responsible Architects
Anita Verma Michael Wiener David Hirst Andrew La
https://www.mirvacdesign.com/nominated-architects

client: mirvac

project: **RIVERLANDS - MILPERRA**
56 Prescot Parade, Milperra NSW 2214
stage: 01
site: 7A

title: SECTIONS

job no: MB-10245
drawing no: 270
date: 28.02.25
scale @ A1: 1 : 100
rev: B

Copyright of the design and other information shown here is owned by Mirvac Design pty. ltd. Reproduction or use of the design by any party for any purpose is expressly forbidden without the written permission of Mirvac Design pty. ltd.

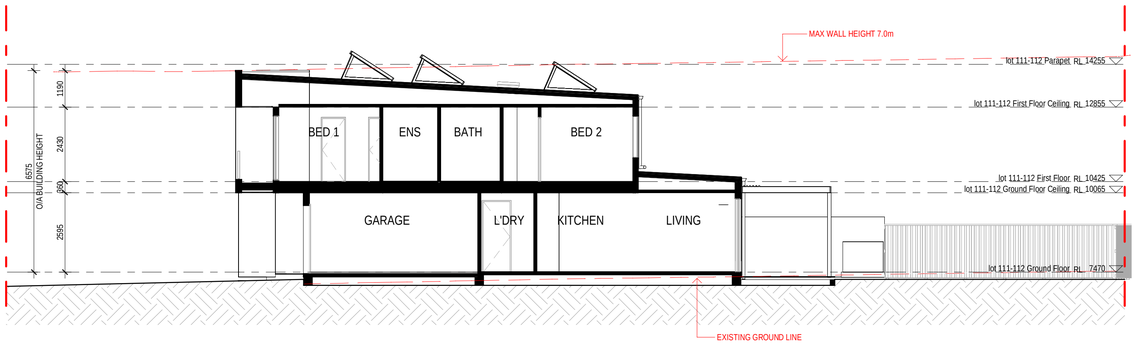

1 LOT 7A-111 SECTION

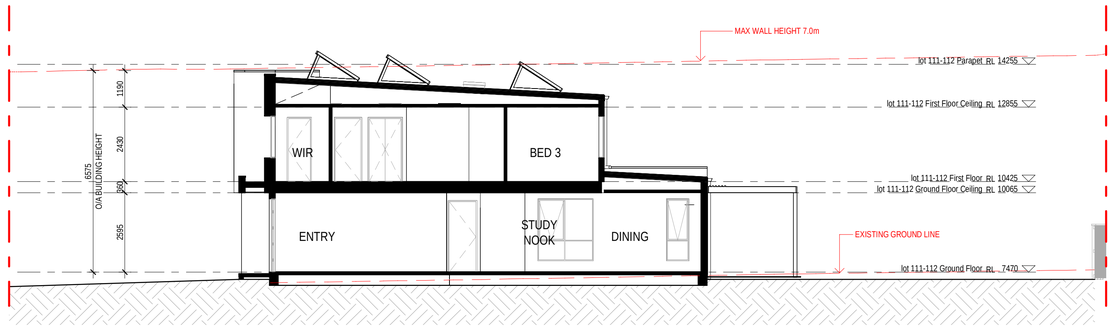

2 LOT 7A-112 SECTION

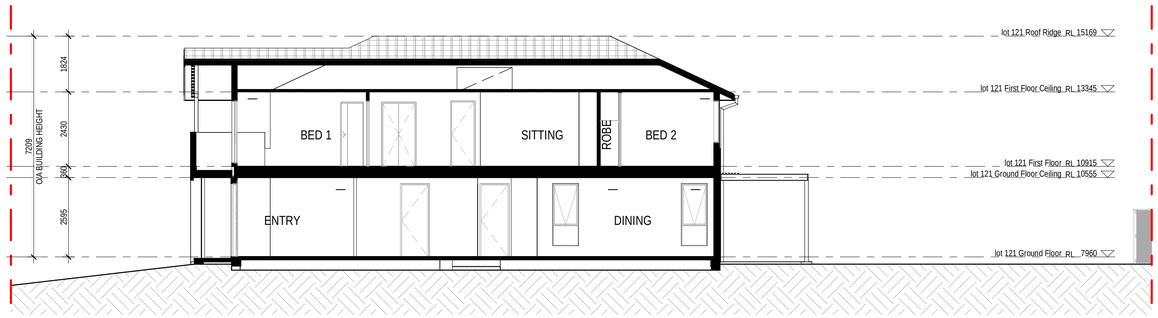

3 LOT 7A-121 SECTION

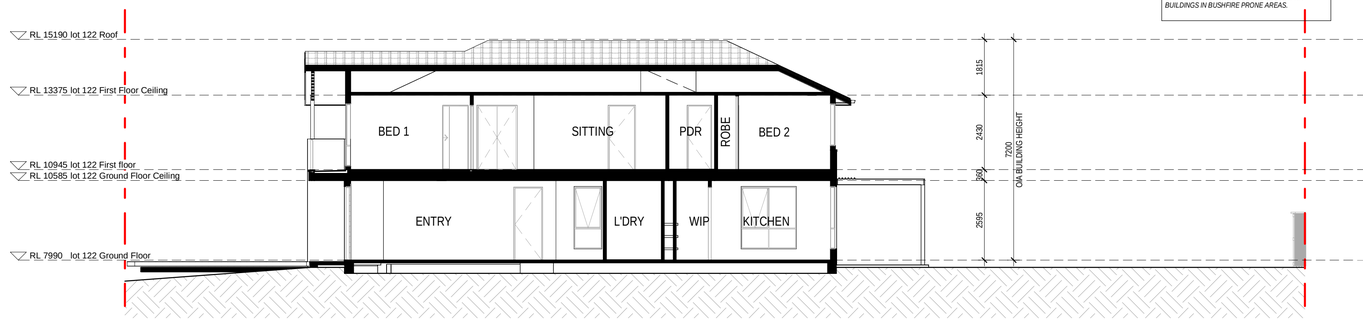

4 LOT 7A-122 SECTION

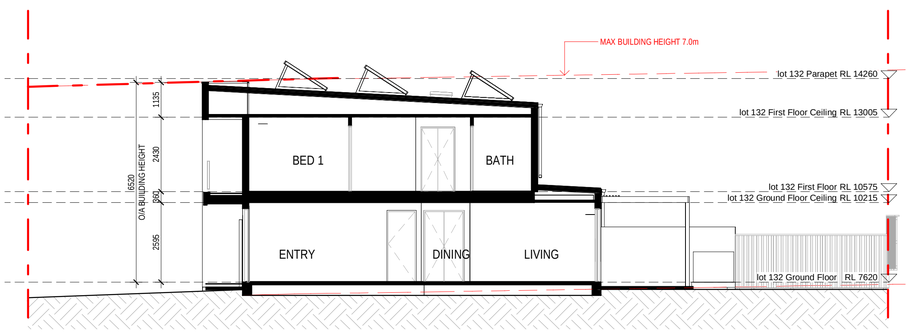

5 LOT 7A-131 SECTION

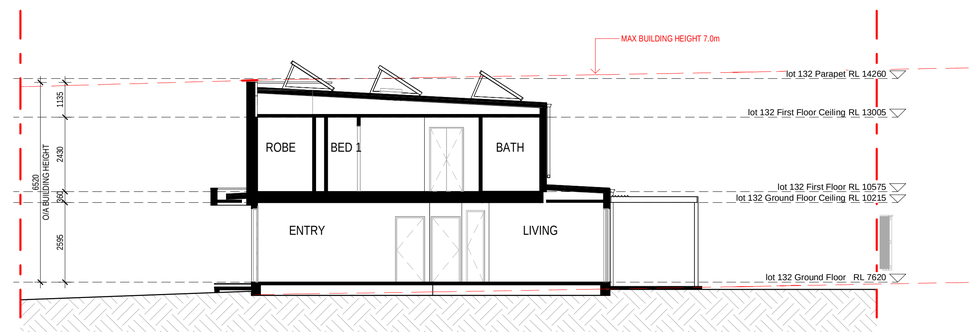

6 LOT 7A-132 SECTION

ELEVATION / SECTION LEGEND

EXTERNAL FINISHES
EXTENT OF FINISHES INDICATED ONLY.
REFER TO FINISHES SCHEDULE

WALL TYPE & FINISH	
FBW	FACE BRICKWORK
RBW	RENDERED BRICK WORK
RHP	RENDERED HEBEL PANEL
RRB-90	RENDERED RECESSED BRICK
LWS	RENDERED LIGHTWEIGHT SHEET CLADDING
LWC1	COVER BATTEN CLADDING
LWC2	LIGHTWEIGHT CLADDING - VERTICAL RIB TIMBER LOOK
LWC3	LIGHTWEIGHT CLADDING - VERTICAL SEAM
LWC4	ZINC FEATURE CLADDING
LWC5	TILE FEATURE CLADDING
DS	DRESSED STONE

ABBREVIATIONS

BAL	BALUSTRADE - 1000mm HIGH MIN.
DEB	DROP EDGE BEAM TO ENGINEER'S DETAIL
DP	DOWN PIPE
DPS	DOWN PIPE & SPREADER
DP-100	DOWN PIPE 100 DIAMETER
EXHW	EXHAUST VENT TO WALL
EXHE	EXHAUST VENT TO EAVE
EXHR	EXHAUST VENT TO ROOF
FGL	FINISHED GROUND LINE
GM	GAS METER
GD	GARAGE DOOR
BAL	BALUSTRADE
IHWU	INSTANTANEOUS GAS HOT WATER UNIT
MB	METER BOX
MR	METAL ROOF - PITCH AS NOTED
NGL	NATURAL GROUND LINE
OA FASCIA	OVERALL EAVE DIMENSION INCLUDING FASCIA
TP	TIMBER POST - SIZE AS NOTED
TP-120	TIMBER POST - 120x120mm
TR	TILED ROOF - PITCH AS NOTED
PG	PERGOLA TO DETAIL
VJ	VERTICAL JOINT
WCL	WALL MOUNTED CLOTHES LINE
PCD (NBN)	PREMISES CONNECTION DEVICE NATIONAL BROADBAND NETWORK

BALUSTRADE NOTES:

INTERNAL STAIRS:
BALUSTRADE HANDRAIL TO BE CONTINUOUS ON FLIGHT IN ACCORDANCE WITH BCA REQUIREMENT.

EXTERNAL BALUSTRADES:
ALL HANDRAILS & BALUSTRADES TO BE INSTALLED AT HEIGHTS IN ACCORDANCE WITH NCC AND RELEVANT AUSTRALIAN STANDARDS.

WINDOW NOTE:
WINDOW FRAMES, GLAZING & ASSOCIATED MATERIAL SHOULD BE TO MANUFACTURERS SPECIFICATIONS. MANUFACTURER TO CERTIFY DESIGN COMPLIANCE WITH NCC & APPLICABLE AUSTRALIAN STANDARDS. REFER TO EXTERNAL FINISHES SCHEDULE FOR COLOUR SELECTION. OPENING RESTRICTORS FITTED. THESE RESTRICTORS SHALL LIMIT THE OPENING TO 125MM MAX.

ALL DOORS AND WINDOWS TO COMPLY WITH AS 3959 - 2018 - CONSTUCTION STANDARDS FOR BUILDINGS IN BUSHFIRE PRONE AREAS.

Certificate No. # TMTH3HKPXI

Scan QR code or follow website link for rating details.

Assessor name	Claude-Francois Sookloll
Accreditation No.	DMN/14/1662
Property Address	7A-081, Lot 7A-081 (#56) Prescot Parade MILPERRA, 2214, NSW, 2214

https://www.fr5.com.au/QRCodeLanding?PublicId=TMTH3HKPXI

date	rev	amendment
28.02.25	B	ISSUE FOR DA SUBMISSION
31.01.25	A	ISSUE FOR BASIX ASSESSMENT

MIRVAC DESIGN
architecture
interior design
landscape design
graphic design
Level 28 100 George St
Sydney NSW 2000
T 02 9080 8000
Mirvac Design Pty Ltd.
ABN 78 003 398 153
Mirvac Design Nominated / Responsible Architects
Anita Verma Michael Wiener David Hirst Andrew La
https://www.mirvacdesign.com/nominated-architects

client: mirvac

project:
RIVERLANDS - MILPERRA
56 Prescot Parade, Milperra NSW 2214
stage: 01
site: 7A

title:
SECTIONS

job no: MB-10245
drawing no: 271
date: 28.02.25 scale @ A1: 1 : 100 rev: B

Copyright of the design and other information shown here is owned by Mirvac Design pty. ltd. Reproduction or use of the design by any party for any purpose is expressly forbidden without the written permission of Mirvac Design pty. ltd.

0mm 100mm 200mm 300mm

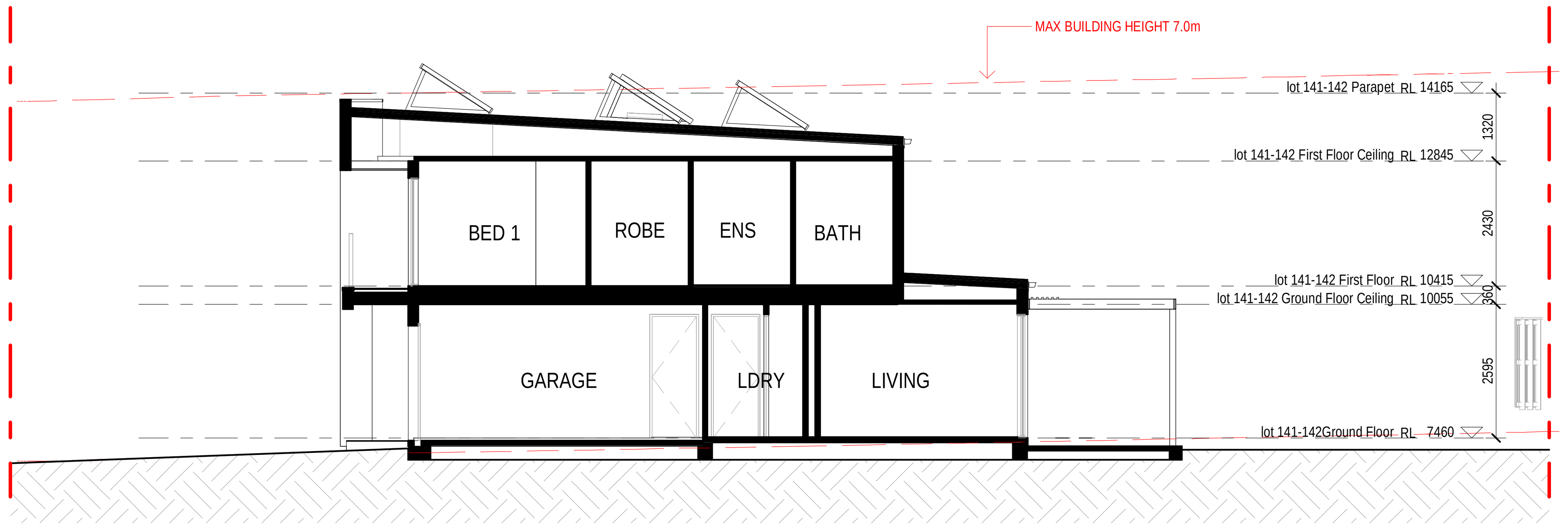

1 LOT 7A-141 SECTION

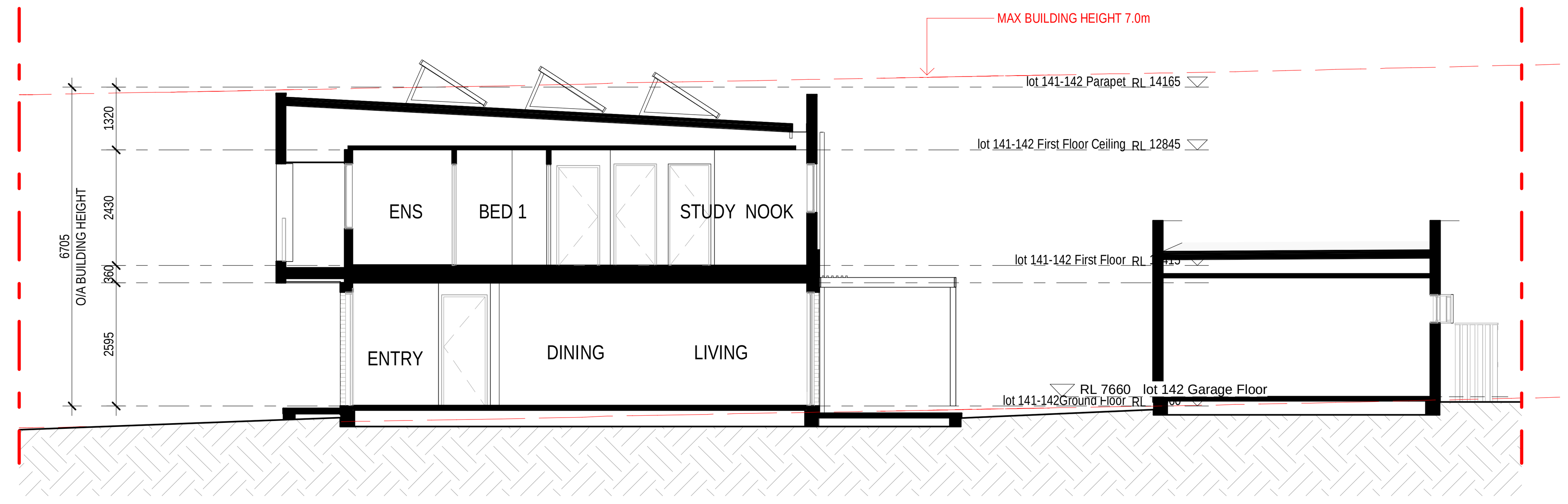

2 LOT 7A-142 SECTION

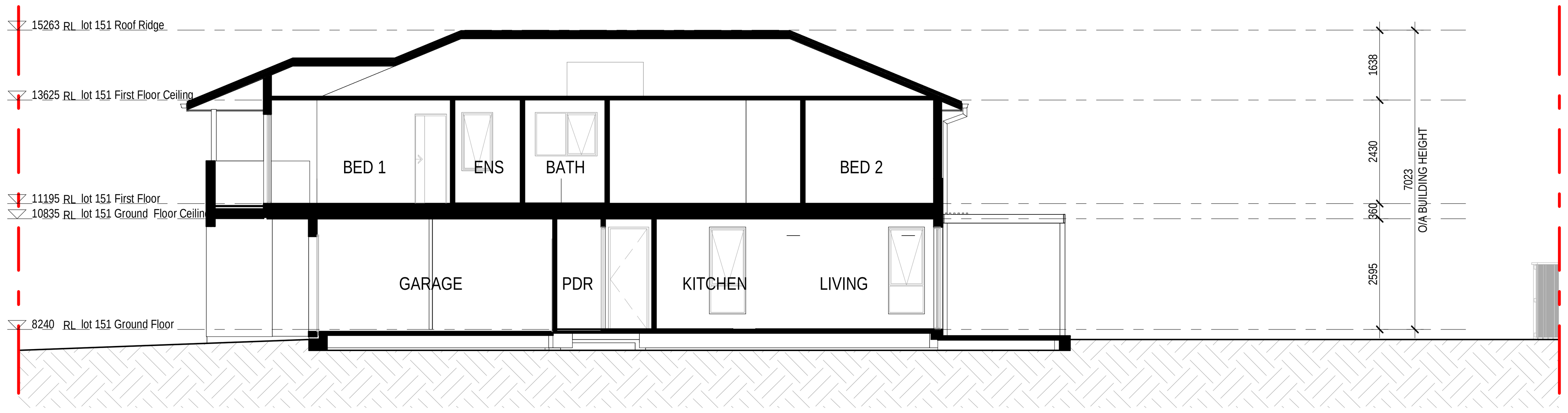

3 LOT 7A-151 SECTION

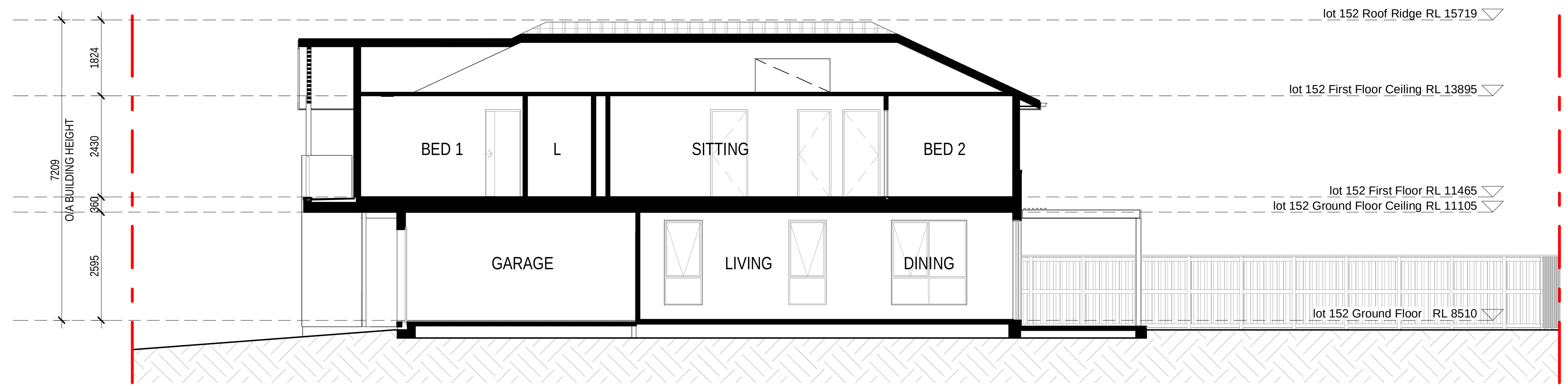

4 LOT 7A-152 SECTION

ELEVATION / SECTION LEGEND

EXTERNAL FINISHES

EXTENT OF FINISHES INDICATED ONLY.
REFER TO FINISHES SCHEDULE

WALL TYPE & FINISH:

FBW	FACE BRICKWORK
RBW	RENDERED BRICK WORK
RHP	RENDERED HEBEL PANEL
RRB-90	RENDERED RECESSED BRICK
LWS	RENDERED LIGHTWEIGHT SHEET CLADDING
LWC1	COVER BATTEN CLADDING
LWC2	LIGHTWEIGHT CLADDING - VERTICAL RIB TIMBER LOOK
LWC3	LIGHTWEIGHT CLADDING - VERTICAL SEAM
LWC4	ZINC FEATURE CLADDING
LWC5	TILE FEATURE CLADDING
DS	DRESSED STONE

ABBREVIATIONS

BAL	BALUSTRADE - 1000mm HIGH MIN.
DEB	DROP EDGE BEAM TO ENGINEER'S DETAIL
DP	DOWN PIPE
DPS	DOWN PIPE & SPREADER
DP-100	DOWN PIPE 100 DIAMETER
EXH/W	EXHAUST VENT TO WALL
EXH/E	EXHAUST VENT TO EAVE
EXH/R	EXHAUST VENT TO ROOF
FGL	FINISHED GROUND LINE
GM	GAS METER
GD	GARAGE DOOR
BAL	BALUSTRADE
IHWU	INSTANTANEOUS GAS HOT WATER UNIT
MB	METER BOX
MR	METAL ROOF - PITCH AS NOTED
NGL	NATURAL GROUND LINE
O/A FASCIA	OVERALL EAVE DIMENSION INCLUDING FASCIA
TP	TIMBER POST - SIZE AS NOTED
TP-120	TIMBER POST - 120x120mm
TR	TILED ROOF - PITCH AS NOTED
PG	PERGOLA TO DETAIL
VJ	VERTICAL JOINT
WCL	WALL MOUNTED CLOTHES LINE
PCD (NBN)	PREMISES CONNECTION DEVICE NATIONAL BROADBAND NETWORK

BALUSTRADE NOTES:

INTERNAL STAIRS:
BALUSTRADE HANDRAIL TO BE CONTINUOUS ON FLIGHT IN ACCORDANCE WITH BCA REQUIREMENT.

EXTERNAL BALUSTRADES:
ALL HANDRAILS & BALUSTRADES TO BE INSTALLED AT HEIGHTS IN ACCORDANCE WITH NCC AND RELEVANT AUSTRALIAN STANDARDS

WINDOW NOTE:
WINDOW FRAMES, GLAZING & ASSOCIATED MATERIAL SHOULD BE TO MANUFACTURERS SPECIFICATIONS. MANUFACTURER TO CERTIFY DESIGN COMPLIANCE WITH NCC & APPLICABLE AUSTRALIAN STANDARDS. REFER TO EXTERNAL FINISHES SCHEDULE FOR COLOUR SELECTION. OPENING RESTRICTORS FITTED. THESE RESTRICTORS SHALL LIMIT THE OPENING TO 125MM MAX.

ALL DOORS AND WINDOWS TO COMPLY WITH AS 3959 - 2018 - CONSTUCTION STANDARDS FOR BUILDINGS IN BUSHFIRE PRONE AREAS.

Certificate No. # TMTH3HKPXI

Scan QR code or follow website link for rating details.

Assessor name Claude-Francois Sookloll
Accreditation No. DMN/14/1662
Property Address 7A-081, Lot 7A-081 (#56) Prescot Parade MILPERRA, 2214, NSW, 2214

https://www.fr5.com.au/QRCodeLanding?PublicId=TMTH3HKPXI

date	rev	amendment
28.02.25	B	ISSUE FOR DA SUBMISSION
31.01.25	A	ISSUE FOR BASIX ASSESSMENT

MIRVAC DESIGN
architecture urban design interior design graphic design
Level 28 200 George St
Sydney NSW 2000
T 02 9080 8000
Mirvac DesignPty.Ltd.
ABN 78 003 359 153
Mirvac Design Nominated / Responsible Architects
Anita Verma Michael Wiener David Hirst Andrew La
https://www.mirvacdesign.com/nominated-architects

client: mirvac

project:
RIVERLANDS - MILPERRA
56 Prescot Parade, Milperra NSW 2214
stage: 01
site: 7A

title: SECTIONS

job no: MB-10245
drawing no: 272
date: 28.02.25
scale @ A1: 1 : 100
rev: B

Copyright of the design and other information shown here is owned by Mirvac Design pty. ltd. Reproduction or use of the design by any party for any purpose is expressly forbidden without the written permission of Mirvac Design pty. ltd.

1 LOT 7A-081 FRONT ELEVATION

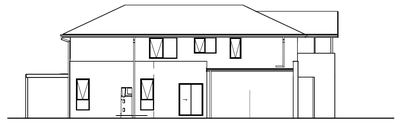

2 LOT 7A-081 SIDE ELEVATION

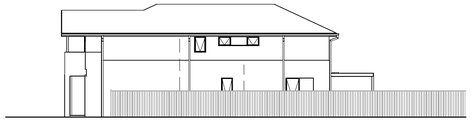

3 LOT 7A-081 SIDE ELEVATION

4 LOT 7A-081 REAR ELEVATION

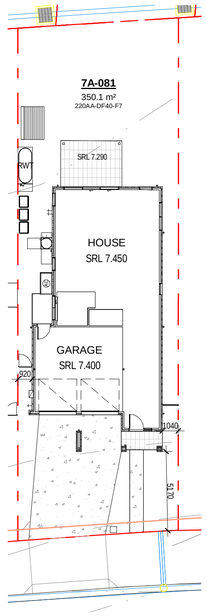

5 LOT 7A-081 NOTIFICATION PLAN

6 LOT 7A-082 FRONT ELEVATION

7 LOT 7A-082 SIDE ELEVATION

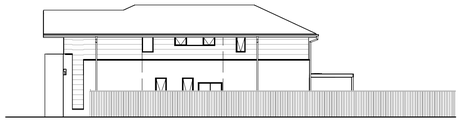

8 LOT 7A-082 SIDE ELEVATION

9 LOT 7A-082 REAR ELEVATION

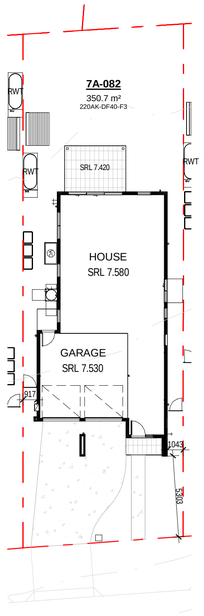

10 LOT 7A-082 NOTIFICATION PLAN

11 LOT 7A-091-092 REAR ELEVATION

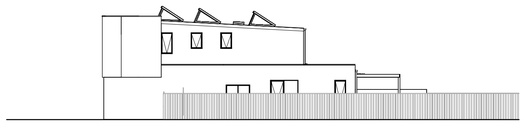

12 LOT 7A-091 SIDE ELEVATION

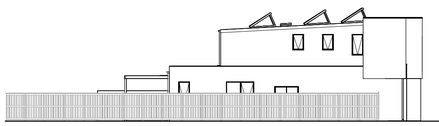

13 LOT 7A-092 SIDE ELEVATION

14 LOT 7A-091-092 FRONT ELEVATION

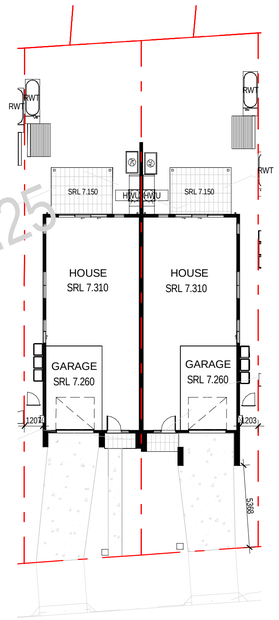

15 LOT 7A-091-092 NOTIFICATION PLAN

16 LOT 7A-101-102 FRONT ELEVATION

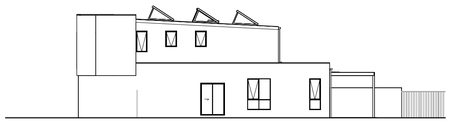

17 LOT 7A-101 SIDE ELEVATION

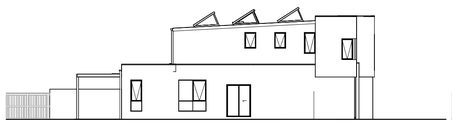

18 LOT 7A-102 SIDE ELEVATION

19 LOT 7A-101-102 REAR ELEVATION

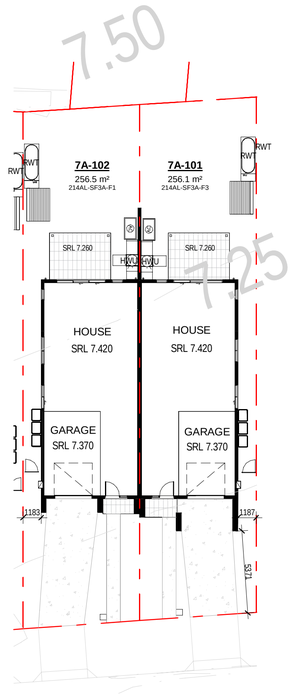

20 LOT 7A-101-102 NOTIFICATION PLAN

Certificate No. # TMTH3HKPXI

Scan QR code or follow website link for rating details.

Assessor name Claude-Francois Sookloll
Accreditation No. DMN/14/1662
Property Address 7A-081, Lot 7A-081 (#56)
Prescot Parade MILPERRA
2214, NSW, 2214

https://www.fr5.com.au/QRCodeLanding?PublicId=TMTH3HKPXI

date	rev	amendment
28.02.25	B	ISSUE FOR DA SUBMISSION
31.01.25	A	ISSUE FOR BASIX ASSESSMENT

MIRVAC DESIGN
architecture
urban design
interior design
graphic design

Level 28 200 George St
Sydney NSW 2000
T 02 9080 8000

Mirvac Design Pty Ltd.
ABN 78 003 359 153

Mirvac Design Nominated / Responsible Architects
Anita Verma Michael Wiener David Hirst Andrew Le
https://www.mirvacdesign.com/nominated-architects

client:
mirvac

project:
RIVERLANDS - MILPERRA
56 Prescot Parade, Milperra NSW 2214
stage: 01
site: 7A

title:
NEIGHBOURING NOTIFICATION PLANS

job no: MB-10245
drawing no: 290
date: 28.02.25
scale @ A1: 1 : 200
rev: B

Copyright of the design and other information shown here is owned by Mirvac Design pty. ltd. Reproduction or use of the design by any party for any purpose is expressly forbidden without the written permission of Mirvac Design pty. ltd.

1 LOT 7A-111-112 FRONT ELEVATION

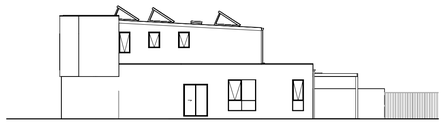

2 LOT 7A-111 SIDE ELEVATION

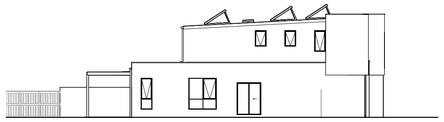

3 LOT 7A-112 SIDE ELEVATION

4 LOT 7A-111-112 REAR ELEVATION

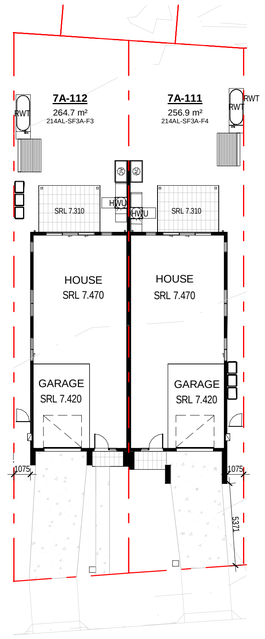

5 LOT 7A-111-112 NOTIFICATION PLAN

6 LOT 7A-121 FRONT ELEVATION

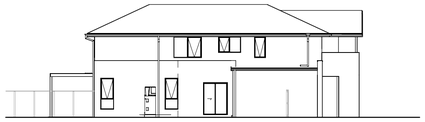

7 LOT 7A-121 SIDE ELEVATION

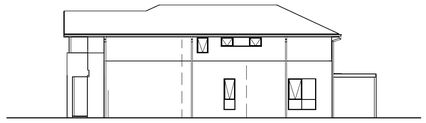

8 LOT 7A-121 SIDE ELEVATION

9 LOT 7A-121 REAR ELEVATION

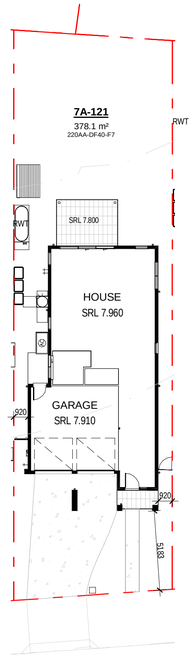

10 LOT 7A-121 NOTIFICATION PLAN

11 LOT 7A-122 FRONT ELEVATION

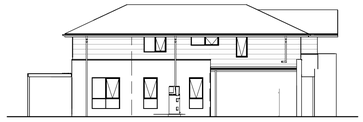

12 LOT 7A-122 SIDE ELEVATION

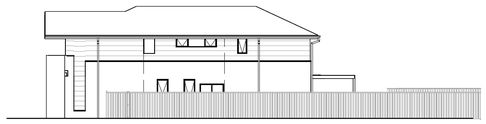

13 LOT 7A-122 SIDE ELEVATION

14 LOT 7A-122 REAR ELEVATION

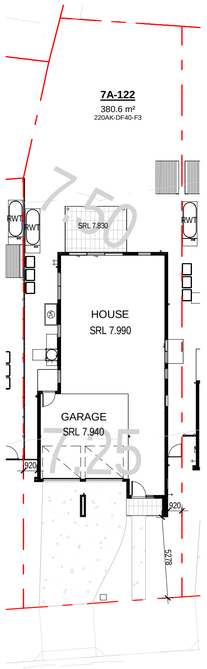

15 LOT 7A-122 NOTIFICATION PLAN

16 LOT 7A-131-132 FRONT ELEVATION

17 LOT 7A-131 SIDE ELEVATION

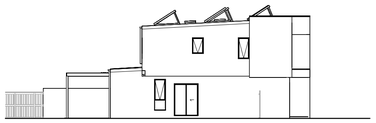

18 LOT 7A-132 SIDE ELEVATION

20 LOT 7A-131-132 REAR ELEVATION

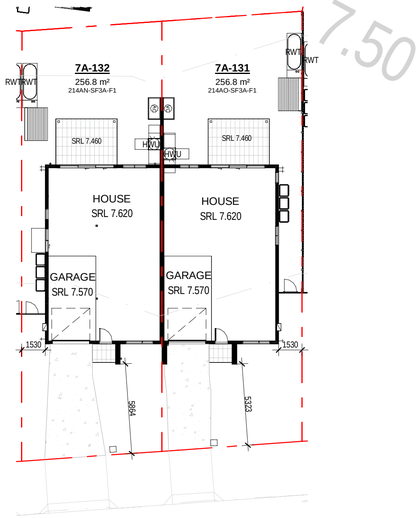

+ LOT 7A-131-132 NOTIFICATION PLAN

Certificate No. # TMTH3HKPXI

Scan QR code or follow website link for rating details.

Assessor name	Claude-Francois Sookloll
Accreditation No.	DMN/14/1662
Property Address	7A-081, Lot 7A-081 (#56) Prescot Parade MILPERRA, 2214, NSW, 2214

https://www.fr5.com.au/QRCodeLanding?PublicId=TMTH3HKPXI

date	rev	amendment
28.02.25	B	ISSUE FOR DA SUBMISSION
31.01.25	A	ISSUE FOR BASIX ASSESSMENT

MIRVAC DESIGN
architecture
urban design
interior design
graphic design

Level 28 200 George St
Sydney NSW 2000
T 02 9080 8000

Mirvac Design Pty Ltd.
ABN 78 003 359 353

Mirvac Design Nominated / Responsible Architects
Anita Verma Michael Wiener David Hirst Andrew Le
https://www.mirvacdesign.com/nominated-architects

client:

mirvac

project:

RIVERLANDS - MILPERRA

56 Prescot Parade, Milperra NSW 2214

stage: 01

site: 7A

title:

NEIGHBOURING NOTIFICATION PLANS

job no: MB-10245

drawing no: 291

date: 28.02.25

scale @ A1: 1 : 200

rev: B

Copyright of the design and other information shown here is owned by Mirvac Design pty. ltd. Reproduction or use of the design by any party for any purpose is expressly forbidden without the written permission of Mirvac Design pty. ltd.

0mm 100mm 200mm 300mm

1 DA LOT 142-141 FRONT ELEVATION-

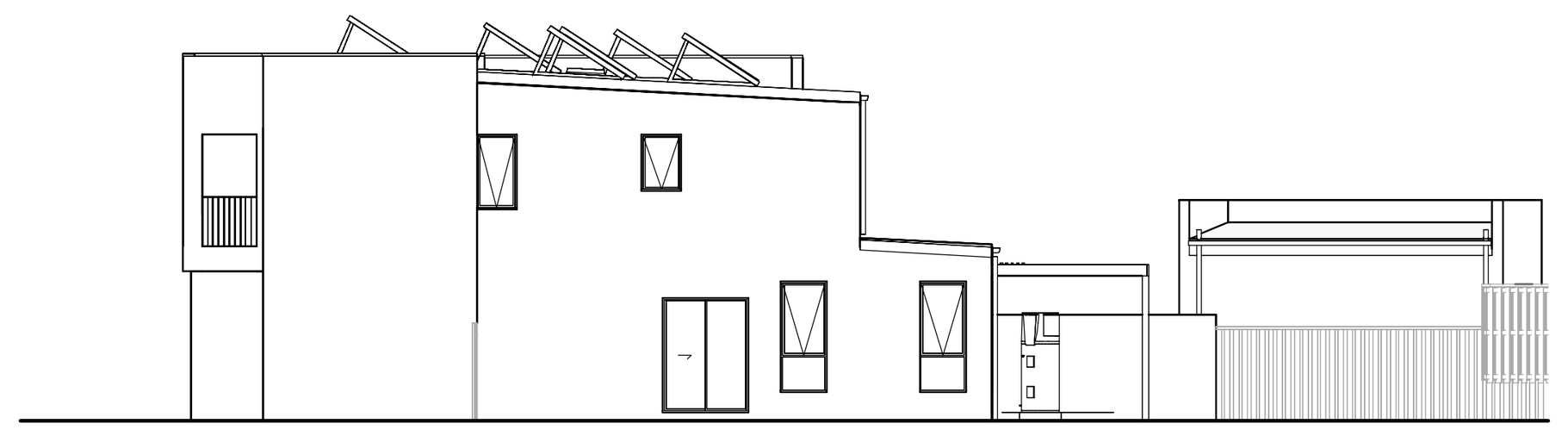

2 DA LOT 141 SIDE ELEVATION-

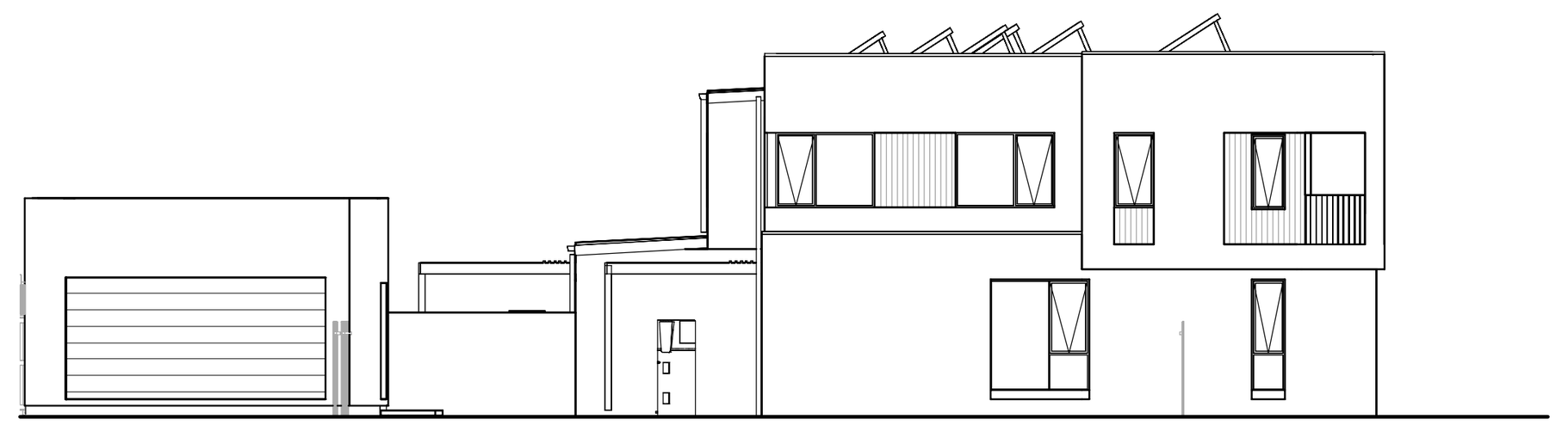

3 DA LOT 142 SIDE ELVATION-

4 DA LOT 142-141 REAR ELEVATION-

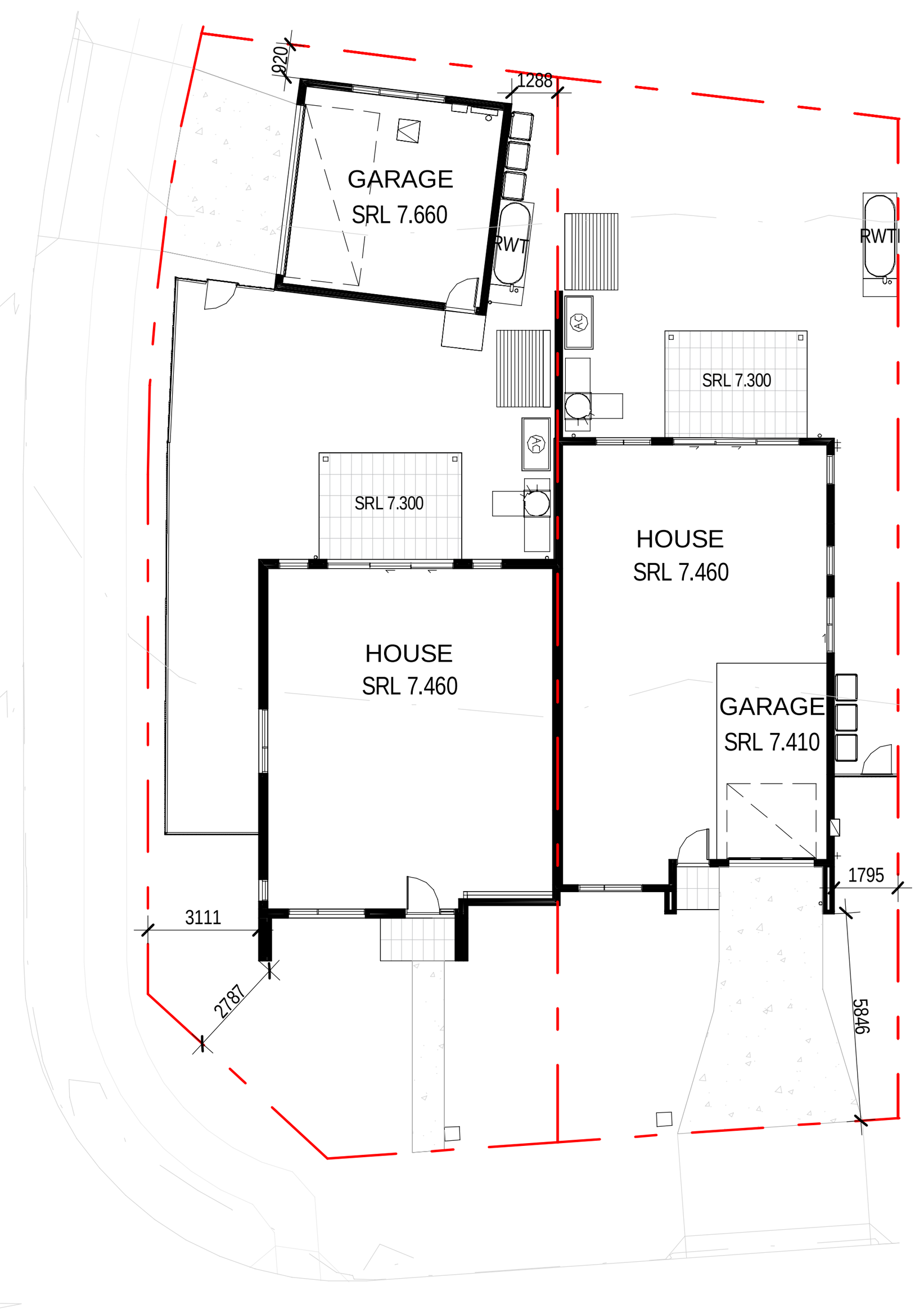

5 LOT 7A-141-142 NOTIFICATION PLAN

6 DA LOT 151 FRONT ELEVATION

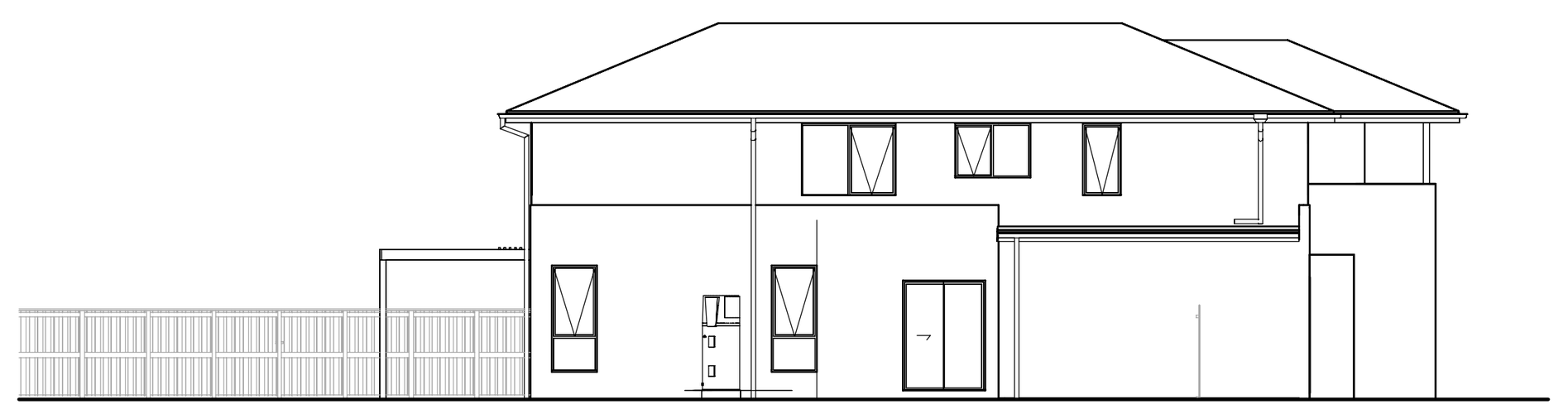

7 DA LOT 151 SIDE A ELEVATION

11 DA LOT 152 FRONT ELEVATION-

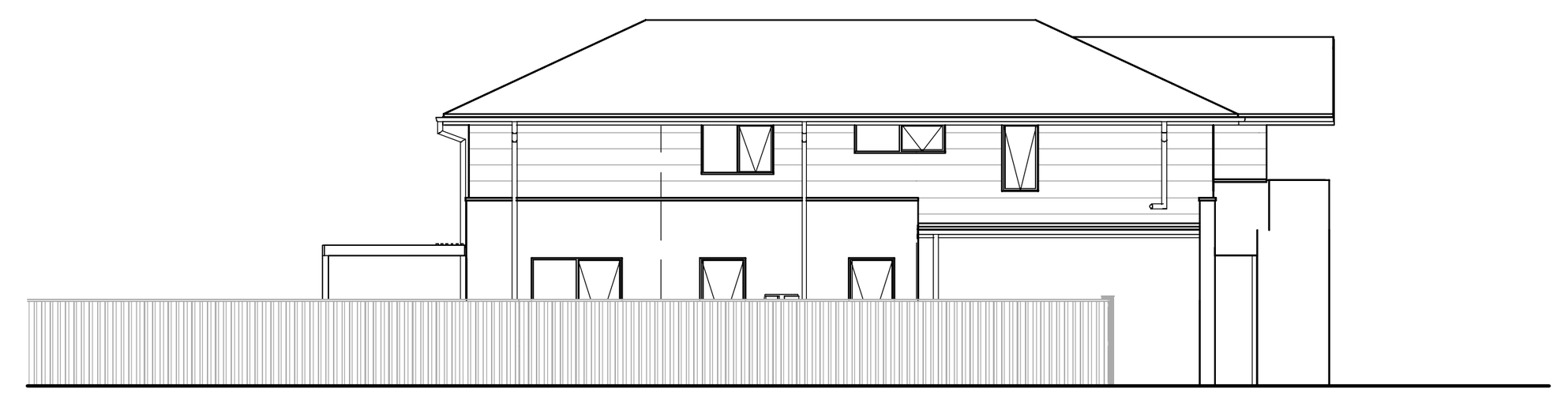

12 DA LOT 152 SIDE A ELEVATION-

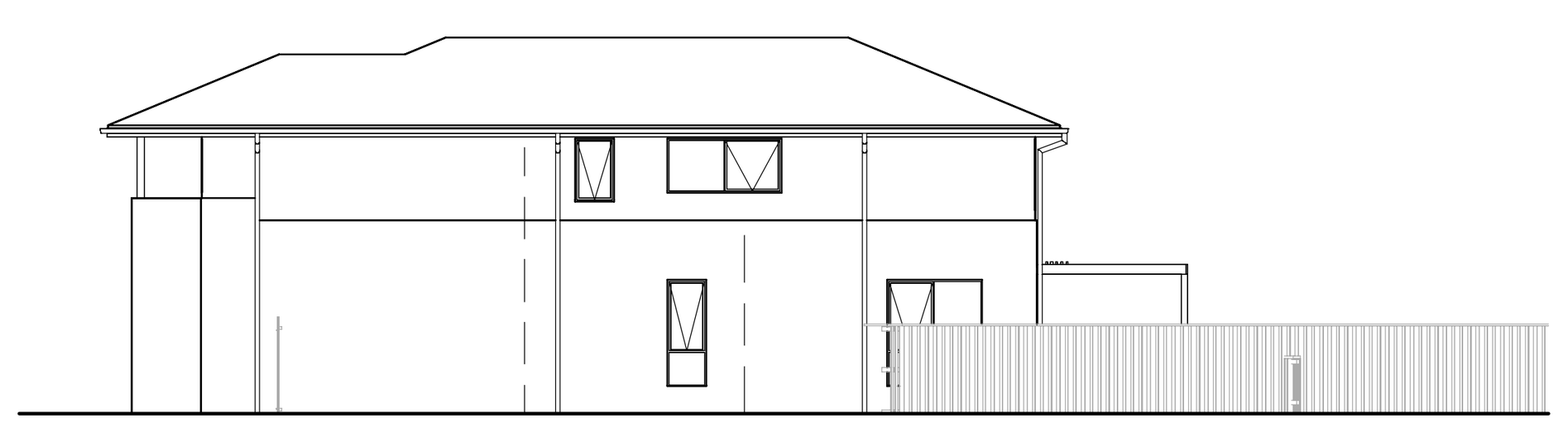

8 DA LOT 151 SIDE B ELEVATION

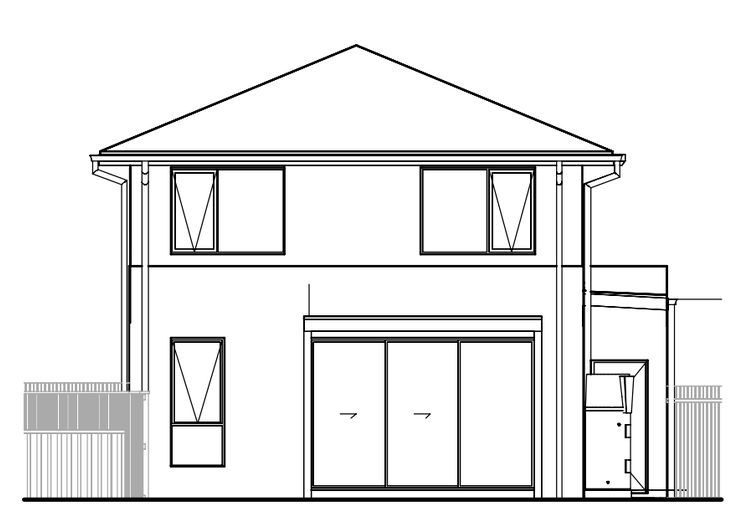

9 DA LOT 151 REAR LEVATION

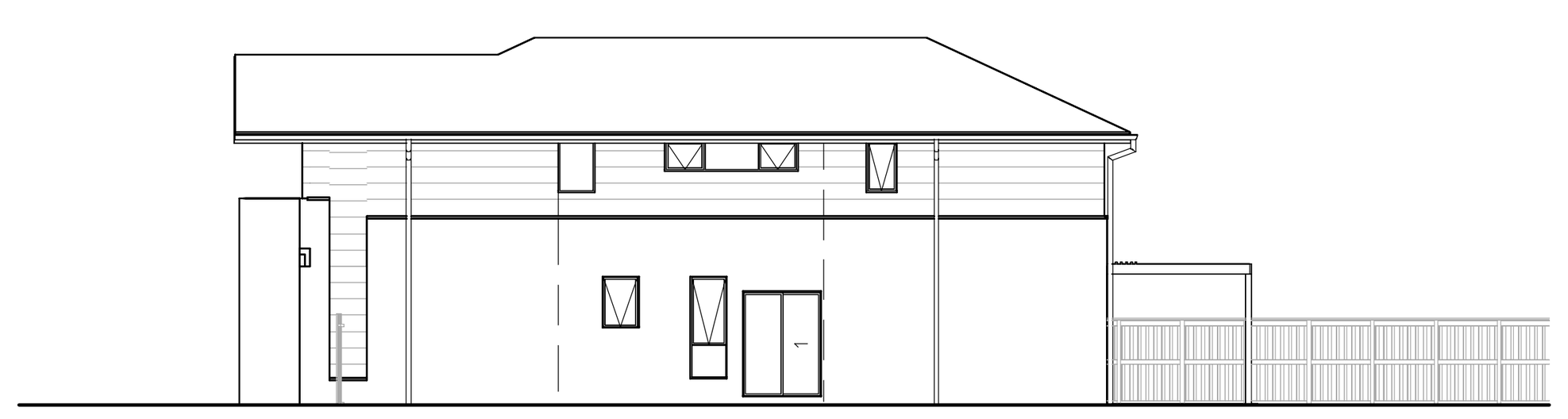

13 DA LOT 152 SIDE B ELEVATION-

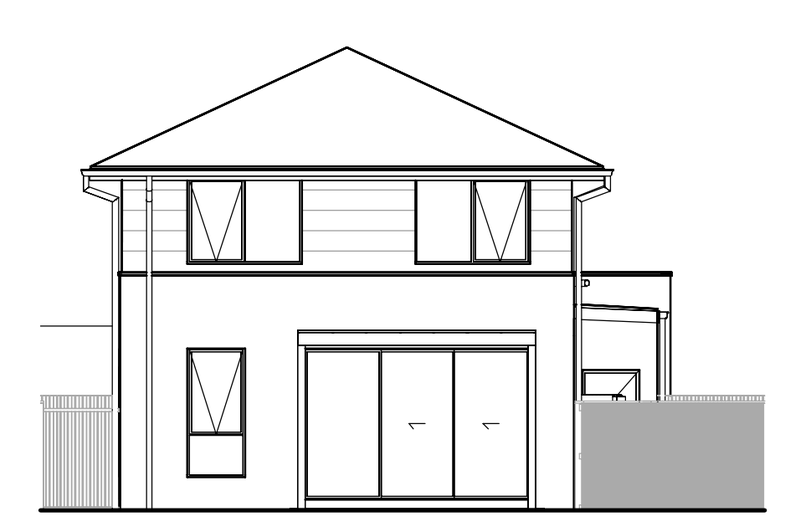

14 DA LOT 152 REAR ELEVATION -

Certificate No. # TMTH3HKPXI

Scan QR code or follow website link for rating details.

Assessor name Claude-Francois Sookloll
Accreditation No. DMN/14/1662
Property Address 7A-081, Lot 7A-081 (#56) Prescot Parade MILPERRA, 2214, NSW, 2214

https://www.fr5.com.au/QRCodeLanding?PublicId=TMTH3HKPXI

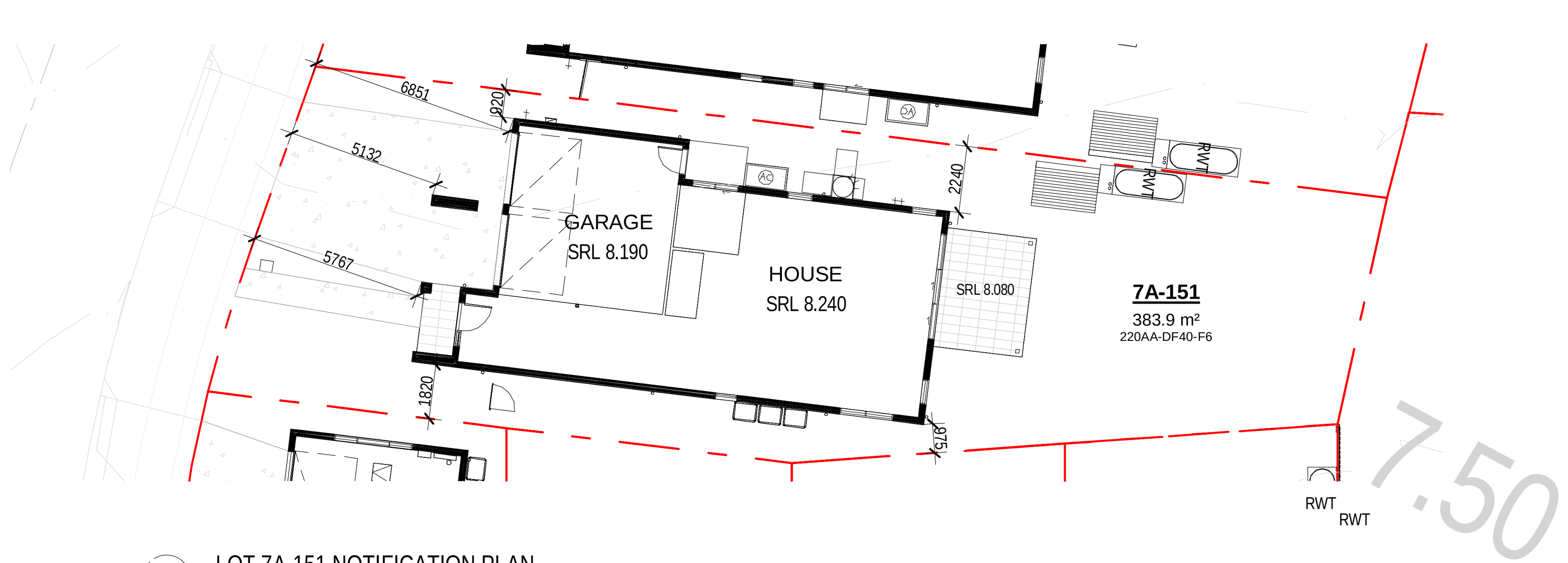

10 LOT 7A-151 NOTIFICATION PLAN

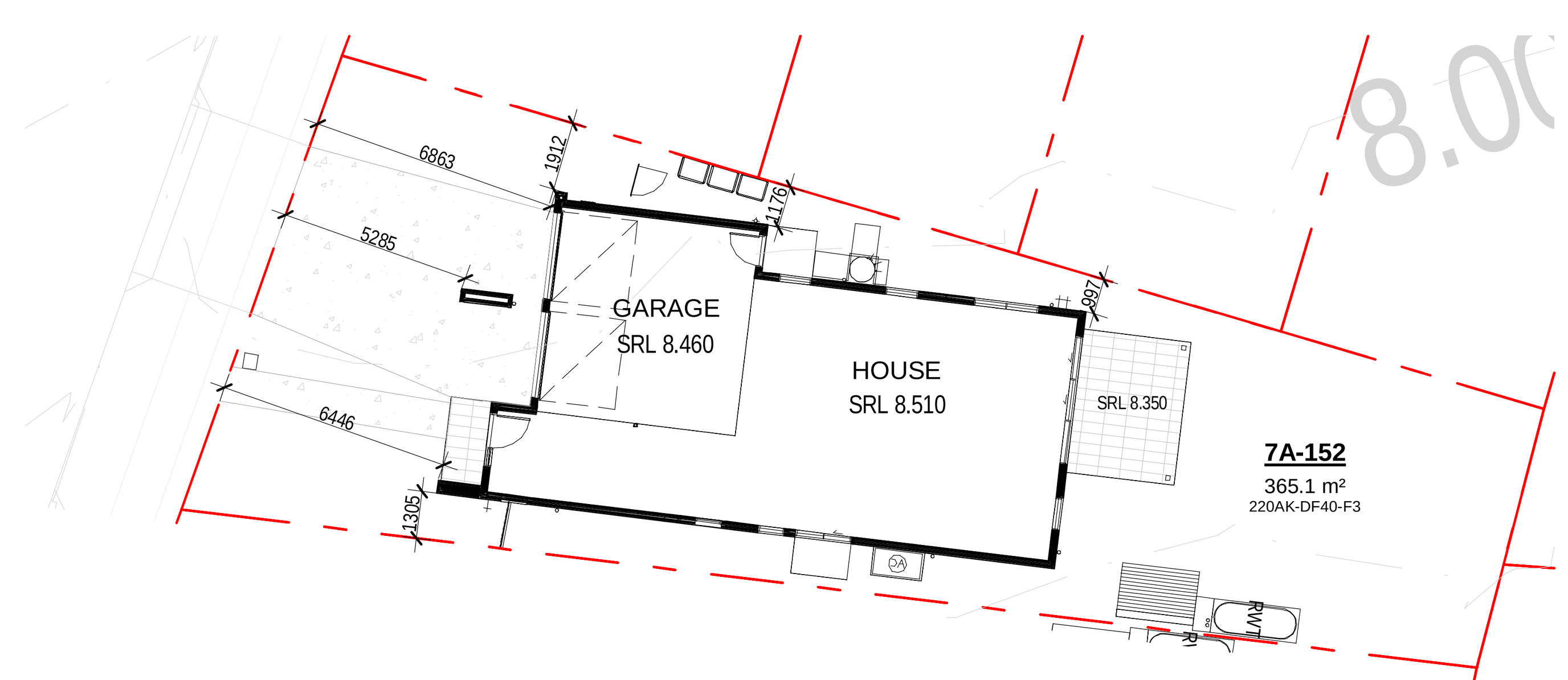

RT LOT 7A-152 NOTIFICATION PLAN

date	rev	amendment
28.02.25	B	ISSUE FOR DA SUBMISSION
31.01.25	A	ISSUE FOR BASIX ASSESSMENT

MIRVAC DESIGN
architecture
urban design
interior design
graphic design

Level 28 200 George St
Sydney NSW 2000
T 02 9080 8000

Mirvac Design Pty.Ltd.
ABN 78 003 359 153

Mirvac Design Nominated / Responsible Architects
Anita Verma Michael Wiener David Hirst Andrew La
https://www.mirvacdesign.com/nominated-architects

client: mirvac

project:
RIVERLANDS - MILPERRA
56 Prescot Parade, Milperra NSW 2214
stage: 01
site: 7A

title:
NEIGHBOURING NOTIFICATION PLANS

job no: MB-10245
drawing no: 292
date: 28.02.25
scale @ A1: 1 : 200
rev: B

Copyright of the design and other information shown here is owned by Mirvac Design pty. ltd. Reproduction or use of the design by any party for any purpose is expressly forbidden without the written permission of Mirvac Design pty. ltd.

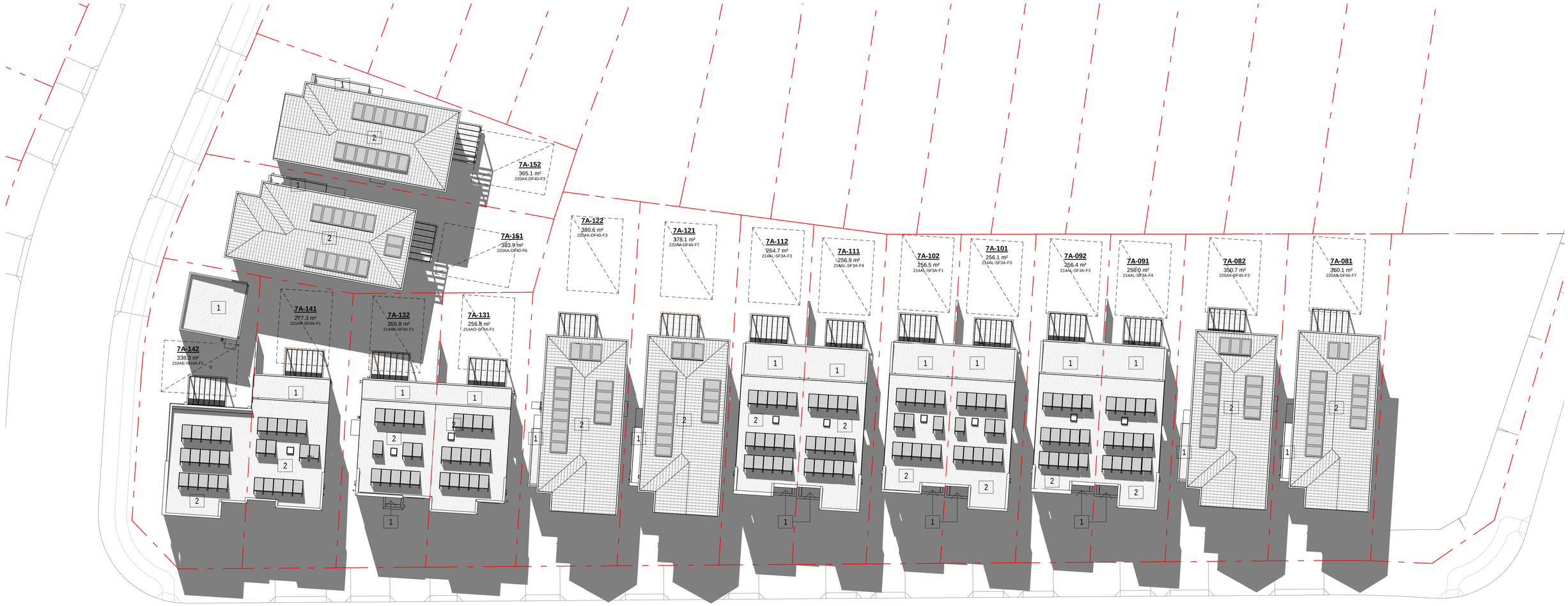

1 SHADOW DIAGRAM 9AM

SHADOW LEGEND

- SHADOW
- 3 THREE STOREY BUILDING
- 2 TWO STOREY BUILDING
- 1 SINGLE STOREY BUILDING
- SOLAR PANELS - LOCATION SHOWN INDICATIVELY
- 40m² MINIMUM REQUIRED SUNLIGHT ACCESS

Certificate No. # TMTH3HKPXI

Scan QR code or follow website link for rating details.

Assessor name	Claude-Francois Sookloll
Accreditation No.	DMN/14/1662
Property Address	7A-081, Lot 7A-081 (#56) Prescot Parade MILPERRA, 2214, NSW, 2214

https://www.fr5.com.au/QRCodeLanding?PublicId=TMTH3HKPXI

date	rev	amendment
28.02.25	B	ISSUE FOR DA SUBMISSION
31.01.25	A	ISSUE FOR BASIX ASSESSMENT

MIRVAC DESIGN
architecture
urban design
interior design
graphic design

Level 28 200 George St
Sydney NSW 2000
T 02 9080 8000

Mirvac Design Pty Ltd.
ABN 78 003 358 153

Mirvac Design Nominated / Responsible Architects
Anita Verma Michael Wiener David Hirst Andrew La
https://www.mirvacdesign.com/nominated-architects

client: mirvac

project:
RIVERLANDS - MILPERRA
56 Prescot Parade, Milperra NSW 2214
stage: 01
site: 7A

title:
SHADOW PLAN 22 SEPT - 9AM

job no: MB-10245
drawing no: 401
date: 28.02.25
scale @ A1: As indicated
rev: B

Copyright of the design and other information shown here is owned by Mirvac Design pty. ltd. Reproduction or use of the design by any party for any purpose is expressly forbidden without the written permission of Mirvac Design pty. ltd.

1 SHADOW DIAGRAM 12NOON

SHADOW LEGEND

- SHADOW
- 3 THREE STOREY BUILDING
- 2 TWO STOREY BUILDING
- 1 SINGLE STOREY BUILDING
- SOLAR PANELS - LOCATION SHOWN INDICATIVELY
- 40m² MINIMUM REQUIRED SUNLIGHT ACCESS

Certificate No. # TMTH3HKPXI

Scan QR code or follow website link for rating details.

Assessor name	Claude-Francois Sookloll
Accreditation No.	DMN/14/1662
Property Address	7A-081, Lot 7A-081 (#56) Prescot Parade MILPERRA, 2214, NSW, 2214

https://www.fr5.com.au/QRCodeLanding?PublicId=TMTH3HKPXI

date	rev	amendment
26.02.25	B	ISSUE FOR DA SUBMISSION
31.01.25	A	ISSUE FOR BASIX ASSESSMENT

MIRVAC DESIGN
architecture · urban design · interior design · graphic design
Level 29 330 George St Sydney NSW 2000 T 02 9080 8000
Mirvac Design Pty Ltd. ABN 78 003 359 153
Mirvac Design Nominated / Responsible Architects
Anita Vierna Michael Werner David Hirst Andrew La
https://www.mirvacdesign.com/nominated-architects

client: mirvac

project:
RIVERLANDS - MILPERRA
56 Prescot Parade, Milperra NSW 2214
stage: 01
site: 7A

title:
SHADOW PLAN 22 SEPT - 12NOON

job no: MB-10245
drawing no: 402
date: 28.02.25
scale @ A1: As indicated
rev: B

Copyright of the design and other information shown here is owned by Mirvac Design pty. ltd. Reproduction or use of the design by any party for any purpose is expressly forbidden without the written permission of Mirvac Design pty. ltd.

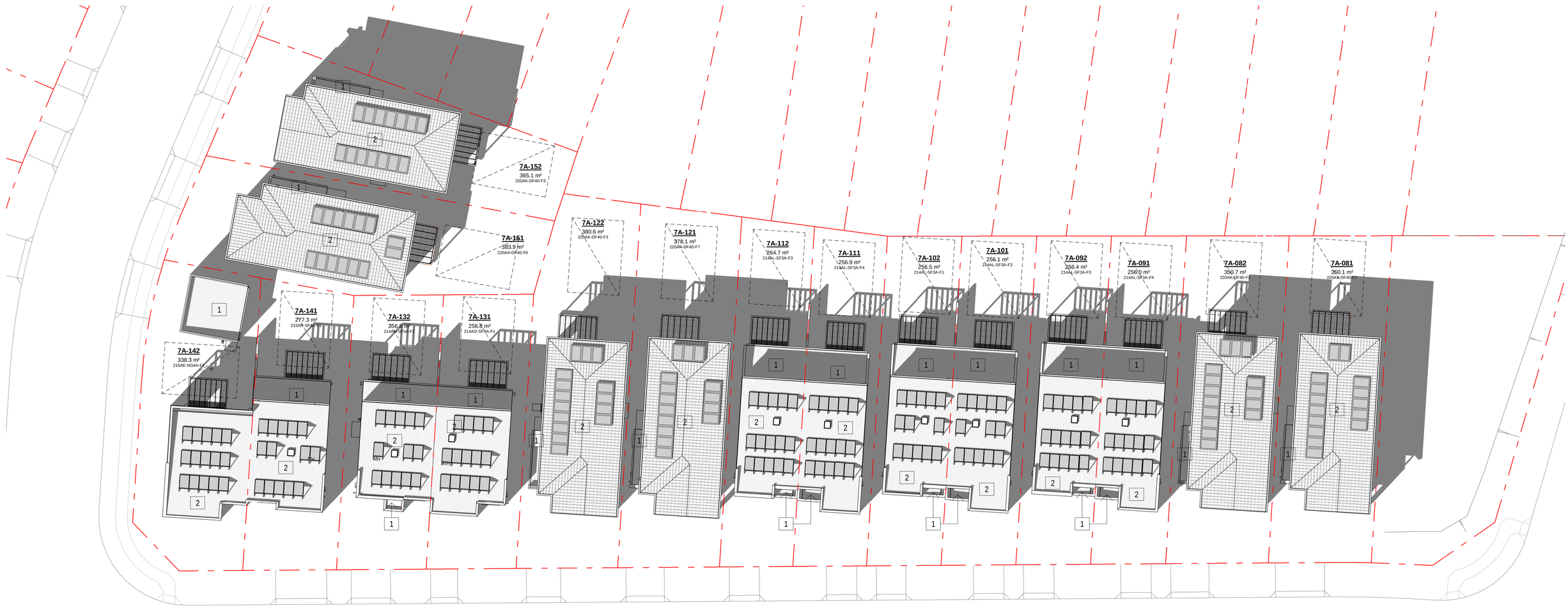

2 SHADOW DIAGRAM 3PM

SHADOW LEGEND

- SHADOW
- 3 THREE STOREY BUILDING
- 2 TWO STOREY BUILDING
- 1 SINGLE STOREY BUILDING
- SOLAR PANELS - LOCATION SHOWN INDICATIVELY
- 40m² MINIMUM REQUIRED SUNLIGHT ACCESS

Certificate No. # TMTH3HKPXI

Scan QR code or follow website link for rating details.

Assessor name	Claude-Francois Sookloll
Accreditation No.	DMN/14/1662
Property Address	7A-081, Lot 7A-081 (#56) Prescot Parade MILPERRA, 2214, NSW, 2214

https://www.fr5.com.au/QRCodeLanding?PublicId=TMTH3HKPXI

date	rev	amendment
28.02.25	B	ISSUE FOR DA SUBMISSION
31.01.25	A	ISSUE FOR BASIX ASSESSMENT

MIRVAC DESIGN
architecture
interior design
landscape design
graphic design

Level 28 100 George St
Sydney NSW 2000
T 02 9080 8000

Mirvac Design Pty Ltd.
ABN 78 003 398 153

Mirvac Design Nominated / Responsible Architects
Anita Verma Michael Wiener David Hirst Andrew La
https://www.mirvacdesign.com/nominated-architects

client: mirvac

project:
RIVERLANDS - MILPERRA
56 Prescot Parade, Milperra NSW 2214
stage: 01
site: 7A

title:
SHADOW PLAN 22 SEPT - 3PM

job no: MB-10245
drawing no: 403
date: 28.02.25
scale @ A1: As indicated
rev: B

Copyright of the design and other information shown here is owned by Mirvac Design pty. ltd. Reproduction or use of the design by any party for any purpose is expressly forbidden without the written permission of Mirvac Design pty. ltd.

SOLAR COVERAGE IN PPOS

Lot Number	House Model	9AM	10AM	11AM	12 NOON	1pm	2PM	3PM	4PM	5PM	Solar Compliance*
7A-081	220AA-DF40-F7	111.1 m²	111.1 m²	111.1 m²	111.1 m²	102.45 m²	90.9 m²	100.7 m²	55.8 m²	111.1 m²	Yes
7A-082	220AK-DF40-F3	111.1 m²	111.1 m²	111.1 m²	111.1 m²	101.78 m²	90.4 m²	100.5 m²	57.3 m²	111.1 m²	Yes
7A-091	214AL-SF3A-F4	88.4 m²	88.4 m²	88.4 m²	88.4 m²	83.40 m²	76.7 m²	81.2 m²	48.9 m²	88.4 m²	Yes
7A-092	214AL-SF3A-F3	84.6 m²	84.6 m²	84.6 m²	84.6 m²	84.59 m²	76.1 m²	79.9 m²	57.2 m²	84.6 m²	Yes
7A-101	214AL-SF3A-F3	88.9 m²	88.9 m²	88.9 m²	88.9 m²	83.92 m²	77.2 m²	81.8 m²	49.3 m²	88.9 m²	Yes
7A-102	214AL-SF3A-F1	85.1 m²	85.1 m²	85.1 m²	85.1 m²	81.80 m²	76.7 m²	80.4 m²	57.0 m²	85.1 m²	Yes
7A-111	214AL-SF3A-F4	92.0 m²	92.0 m²	92.0 m²	92.0 m²	92.00 m²	80.6 m²	84.4 m²	53.2 m²	92.0 m²	Yes
7A-112	214AL-SF3A-F3	95.8 m²	95.8 m²	95.8 m²	95.8 m²	92.30 m²	87.4 m²	90.9 m²	69.1 m²	95.8 m²	Yes
7A-121	220AA-DF40-F7	142.2 m²	142.2 m²	142.2 m²	142.2 m²	133.18 m²	122.0 m²	131.9 m²	89.0 m²	142.2 m²	Yes
7A-122	220AK-DF40-F3	144.2 m²	144.2 m²	144.2 m²	144.2 m²	135.08 m²	124.2 m²	133.4 m²	89.0 m²	144.2 m²	Yes
7A-131	214AO-SF3A-F1	87.9 m²	87.9 m²	87.9 m²	87.9 m²	84.18 m²	74.9 m²	82.0 m²	28.4 m²	87.9 m²	Yes
7A-132	214AN-SF3A-F1	30.4 m²	61.0 m²	81.9 m²	81.9 m²	79.08 m²	72.1 m²	77.7 m²	41.4 m²	81.9 m²	Yes
7A-141	215AR-SF4A-F1	37.0 m²	64.9 m²	91.3 m²	91.3 m²	86.50 m²	76.6 m²	83.5 m²	34.5 m²	91.3 m²	Yes
7A-142	216AE-NG4A-F1	58.9 m²	77.3 m²	100.1 m²	90.1 m²	85.14 m²	<varies>	82.7 m²	43.0 m²	100.1 m²	Yes
7A-151	220AA-DF40-F6	77.8 m²	102.0 m²	127.8 m²	91.1 m²	127.80 m²	105.6 m²	89.0 m²	117.5 m²	127.8 m²	Yes
7A-152	220AK-DF40-F3	87.5 m²	93.0 m²	105.4 m²	67.5 m²	84.76 m²	87.5 m²	73.3 m²	98.2 m²	105.4 m²	Yes

* DCP REQUIREMENT :
A MINIMUM OF 50% OF THE PRIVATE OPEN SPACE
REQUIRED FOR THE PRINCIPAL DWEILLING ON ADJOINING
LOT TO RECEIVE AT LEAST 3HOURS OF SUNLIGHT BETWEEN
9am AND 5pm AT THE EQUINOX

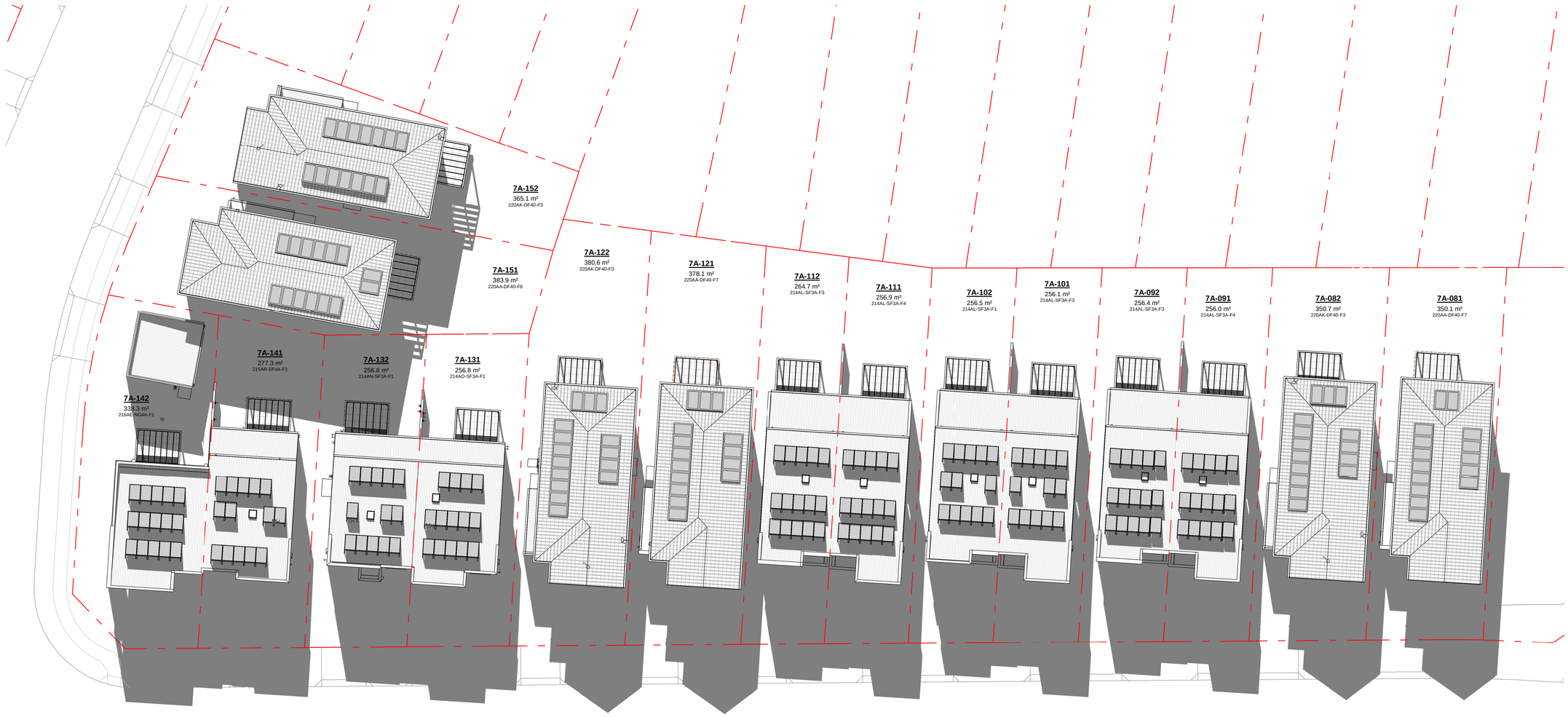

1 SHADOW ANALYSIS 8.30AM

Certificate No. # TMTH3HKPXI

Scan QR code or follow website link for rating details.

Assessor name Claude-Francois Sookloll
Accreditation No. DMN/14/1662
Property Address 7A-081, Lot 7A-081 (#56) Prescot Parade MILPERRA, 2214, NSW, 2214

https://www.fr5.com.au/QRCodeLanding?PublicId=TMTH3HKPXI

date	rev	amendment
28.02.25	B	ISSUE FOR DA SUBMISSION
31.01.25	A	ISSUE FOR BASIX ASSESSMENT

MIRVAC DESIGN
architecture
urban design
interior design
graphic design
Level 28 330 George St
Sydney NSW 2000
T 02 9080 8000
Mirvac Design Pty Ltd.
ABN 78 003 359 153
Mirvac Design Nominated / Responsible Architects
Anita Verma Michael Wiener David Hirst Andrew Le
https://www.mirvacdesign.com/nominated-architects

client: mirvac

project:
RIVERLANDS - MILPERRA
56 Prescot Parade, Milperra NSW 2214
stage: 01
site: 7A

title:
SHADOW ANALYSIS

job no: MB-10245
drawing no: 404
date: 28.02.25
scale @ A1: 1 : 200
rev: B

Copyright of the design and other information shown here is owned by Mirvac Design pty. ltd. Reproduction or use of the design by any party for any purpose is expressly forbidden without the written permission of Mirvac Design pty. ltd.

DCP REQUIREMENT:
AT LEAST ONE LIVING AREA TO RECEIVE MINIMUM OF 3 HOURS OF SUNLIGHT BETWEEN 8:00AM AND 4:00PM AT THE MID-WINTER SOLSTICE. COUNCIL MAY ALLOW LIGHT WELLS AND SKYLIGHTS TO SUPPLEMENT THIS ACCESS TO SUNLIGHT PROVIDED THESE BUILDING ELEMENTS ARE NOT THE PRIMARY SOURCE OF SUNLIGHT TO THE LIVING AREAS.



1 Sun eye view - 21 Jun - 08_00 AM

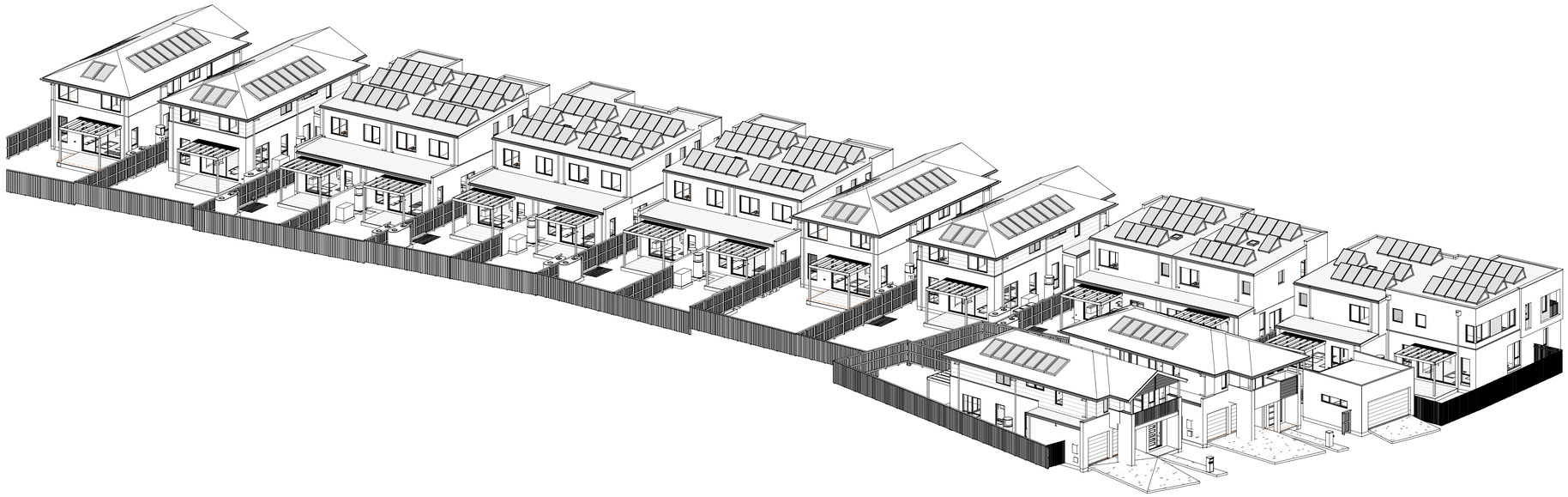

2 Sun eye view - 21 Jun - 09_00 AM

Certificate No. # TMTH3HKPXI

Scan QR code or follow website link for rating details.

Assessor name	Claude-Francois Sookloll
Accreditation No.	DMN/14/1662
Property Address	7A-081, Lot 7A-081 (#56) Prescot Parade MILPERRA, 2214, NSW, 2214

https://www.fr5.com.au/QRCodeLanding?PublicId=TMTH3HKPXI

date	rev	amendment
28.02.25	B	ISSUE FOR DA SUBMISSION
31.01.25	A	ISSUE FOR BASIX ASSESSMENT

MIRVAC DESIGN
architecture
urban design
interior design
graphic design

Level 29 330 George St
Sydney NSW 2000
T 02 8080 8600

Mirvac Design Pty Ltd.
ABN 78 003 359 153

Mirvac Design Nominated / Responsible Architects
Anita Vierna Michael Werner David Hirst Andrew La
https://www.mirvacdesign.com/nominated-architects

client:
mirvac

project:
RIVERLANDS - MILPERRA
56 Prescot Parade, Milperra NSW 2214
stage: 01
site: 7A

title:
SUN EYE VIEWS - 21 JUNE - 8am - 9am

job no: MB-10245
drawing no: 410
date: 28.02.25 scale @ A1: rev: B

Copyright of the design and other information shown here is owned by Mirvac Design pty. ltd. Reproduction or use of the design by any party for any purpose is expressly forbidden without the written permission of Mirvac Design pty. ltd.

DCP REQUIREMENT:
AT LEAST ONE LIVING AREA TO RECEIVE MINIMUM OF 3 HOURS OF SUNLIGHT BETWEEN 8:00AM AND 4:00PM AT THE MID-WINTER SOLSTICE. COUNCIL MAY ALLOW LIGHT WELLS AND SKYLIGHTS TO SUPPLEMENT THIS ACCESS TO SUNLIGHT PROVIDED THESE BUILDING ELEMENTS ARE NOT THE PRIMARY SOURCE OF SUNLIGHT TO THE LIVING AREAS.

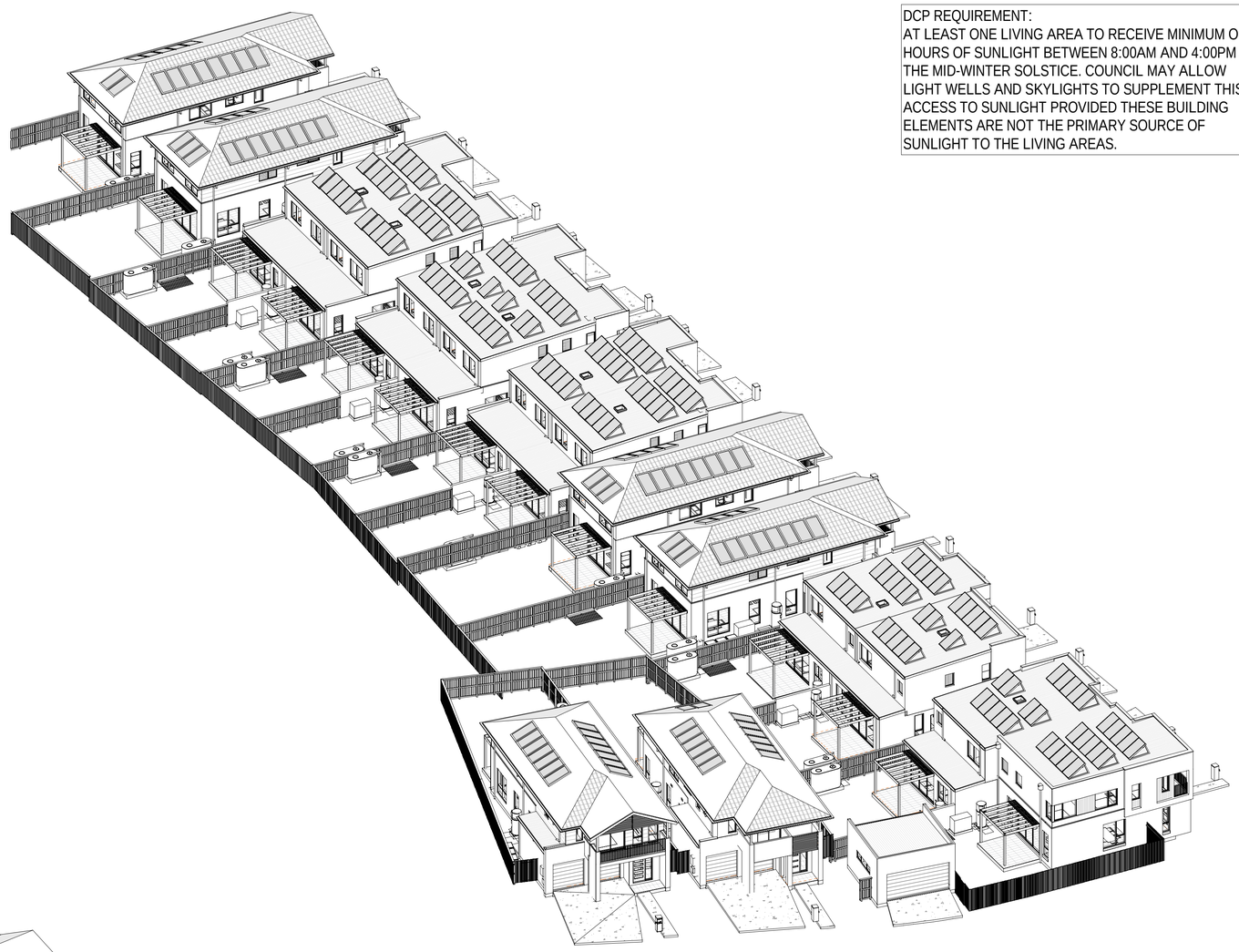

2 Sun eye view - 21 Jun - 11_00 AM

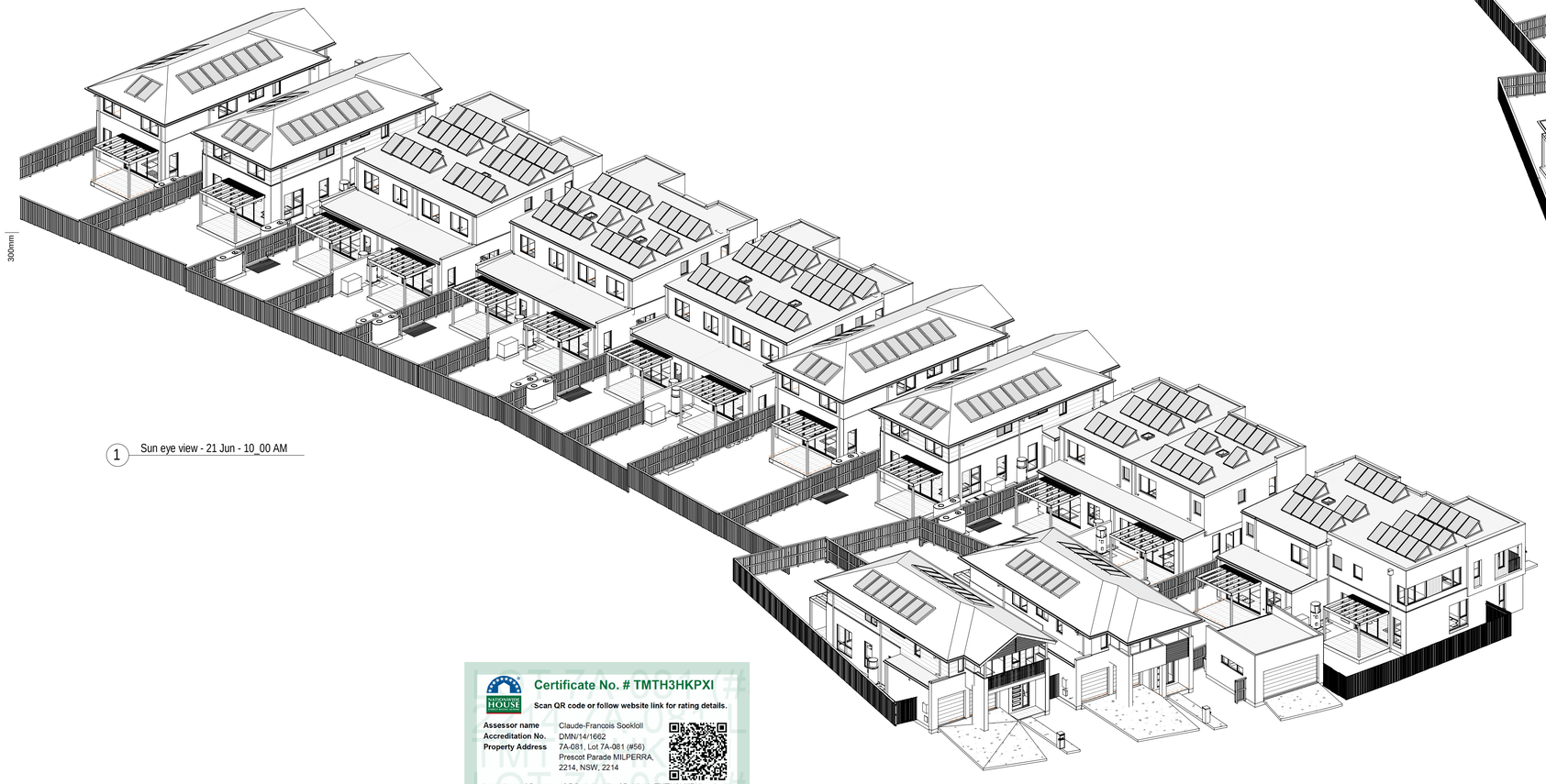

1 Sun eye view - 21 Jun - 10_00 AM

Certificate No. # TMTH3HKPXI

Scan QR code or follow website link for rating details.

Assessor name	Claude-Francois Sookloll
Accreditation No.	DMN/14/1662
Property Address	7A-081, Lot 7A-081 (#56) Prescot Parade MILPERRA, 2214, NSW, 2214

https://www.fr5.com.au/QRCodeLanding?PublicId=TMTH3HKPXI

date	rev	amendment
28.02.25	B	ISSUE FOR DA SUBMISSION
31.01.25	A	ISSUE FOR BASIX ASSESSMENT

MIRVAC DESIGN
www.mirvac.com
architecture
interior design
interior design
graphic design

Level 28 330 George St
Sydney NSW 2000
T 02 9080 8000

Mirvac DesignPty Ltd.
ABN 76 003 359 153

Mirvac Design Nominated / Responsible Architects
Anita Verma Michael Wiener David Hirst Andrew La
https://www.mirvacdesign.com/nominated-architects

client: mirvac

project:
RIVERLANDS - MILPERRA
56 Prescot Parade, Milperra NSW 2214
stage: 01
site: 7A

title:
SUN EYE VIEWS - 21 JUNE - 10am - 11am

job no: MB-10245
drawing no: 411
date: 28.02.25 scale @ A1: rev: B

Copyright of the design and other information shown here is owned by Mirvac Design pty. ltd. Reproduction or use of the design by any party for any purpose is expressly forbidden without the written permission of Mirvac Design pty. ltd.

DCP REQUIREMENT:
AT LEAST ONE LIVING AREA TO RECEIVE MINIMUM OF 3 HOURS OF SUNLIGHT BETWEEN 8:00AM AND 4:00PM AT THE MID-WINTER SOLSTICE. COUNCIL MAY ALLOW LIGHT WELLS AND SKYLIGHTS TO SUPPLEMENT THIS ACCESS TO SUNLIGHT PROVIDED THESE BUILDING ELEMENTS ARE NOT THE PRIMARY SOURCE OF SUNLIGHT TO THE LIVING AREAS.

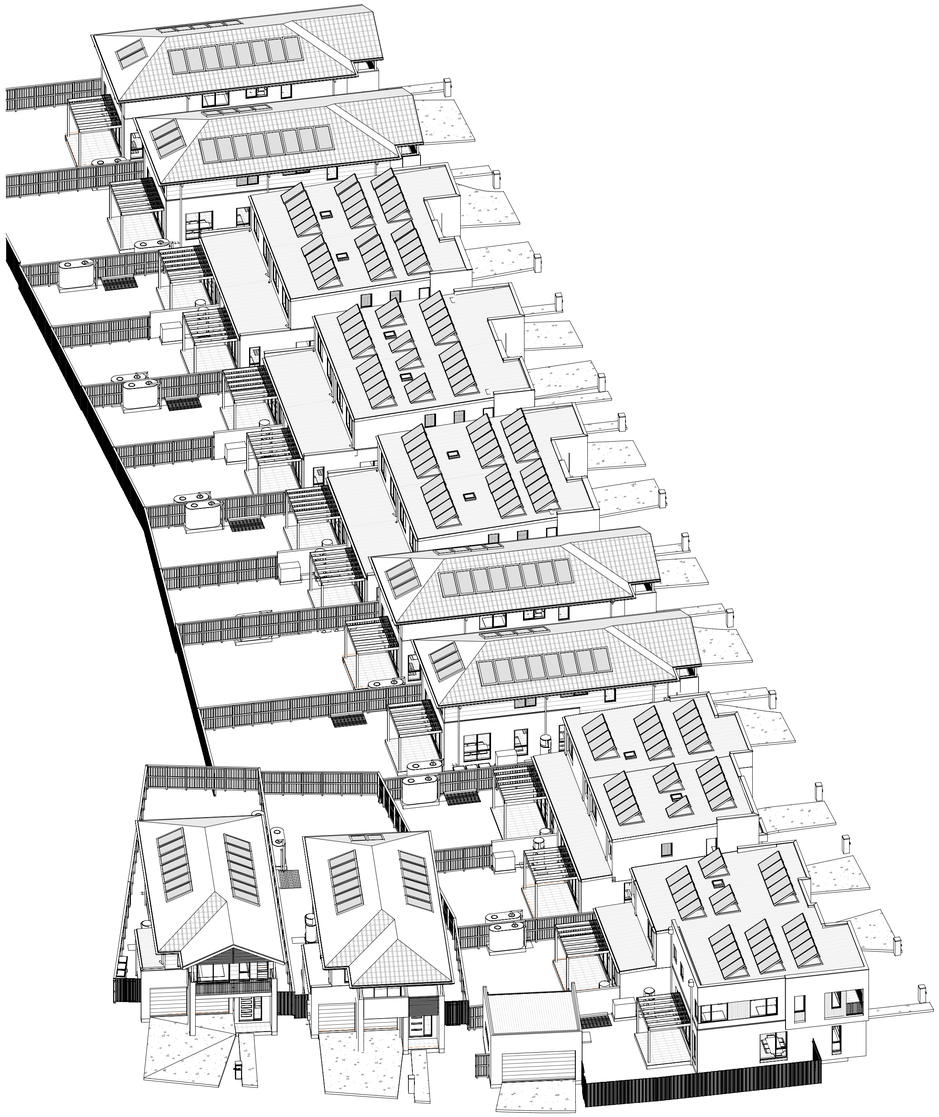

1 Sun eye view - 21 Jun - 12_00 PM

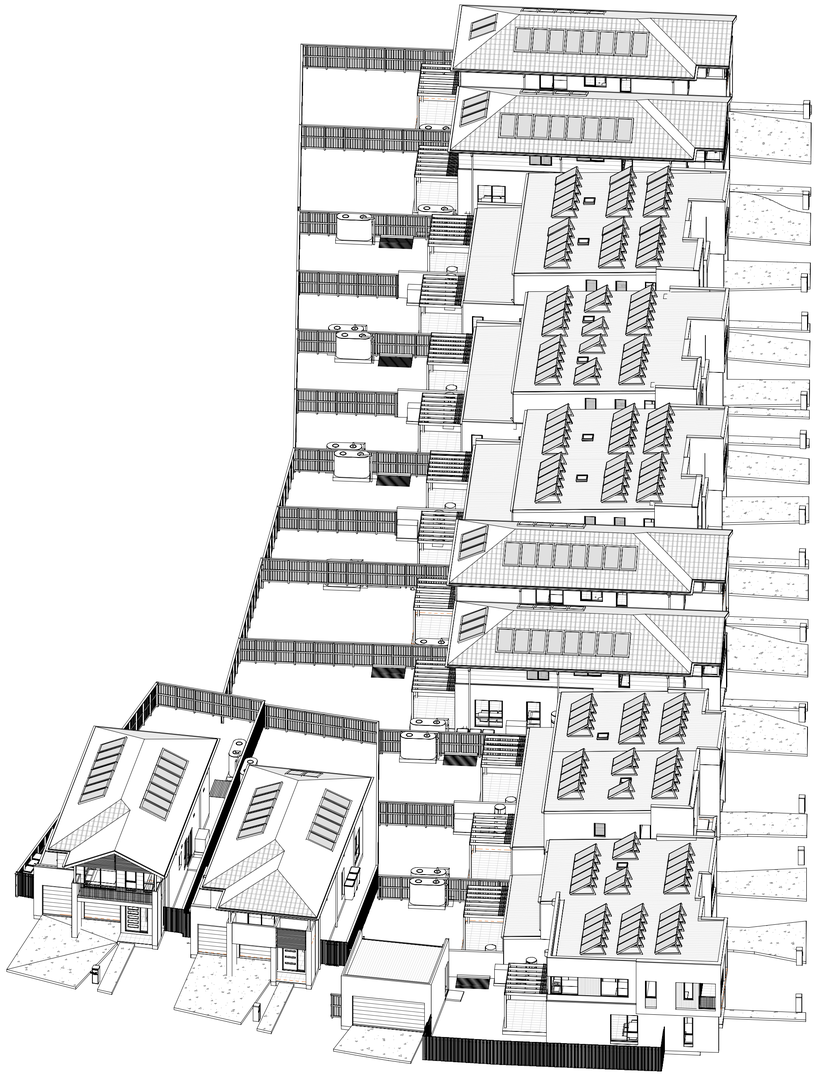

2 Sun eye view - 21 Jun - 13_00 PM

Certificate No. # TMTH3HKPXI

Scan QR code or follow website link for rating details.

Assessor name	Claude-Francois Sookloll
Accreditation No.	DMN/14/1662
Property Address	7A-081, Lot 7A-081 (#56) Prescot Parade MILPERRA, 2214, NSW, 2214

https://www.fr5.com.au/QRCodeLanding?PublicId=TMTH3HKPXI

date	rev		amendment
28.02.25	B	ISSUE FOR DA SUBMISSION	
31.01.25	A	ISSUE FOR BASIX ASSESSMENT	

MIRVAC DESIGN
architecture
interior design
landscape design
graphic design

Level 28 100 George St
Sydney NSW 2000
T 02 9080 8000

Mirvac Design Pty Ltd.
ABN 78 003 398 353

Mirvac Design Nominated / Responsible Architects
Anita Verma Michael Wiener David Hirst Andrew La
https://www.mirvacdesign.com/nominated-architects

client:
mirvac

project:
RIVERLANDS - MILPERRA
56 Prescot Parade, Milperra NSW 2214
stage: 01
site: 7A

title:
SUN EYE VIEWS - 21 JUNE - 12pm - 1pm

job no: MB-10245
drawing no: 412
date: 28.02.25 scale @ A1: rev: B

Copyright of the design and other information shown here is owned by Mirvac Design pty. ltd. Reproduction or use of the design by any party for any purpose is expressly forbidden without the written permission of Mirvac Design pty. ltd.

0mm 100mm 200mm 300mm

DCP REQUIREMENT:
AT LEAST ONE LIVING AREA TO RECEIVE MINIMUM OF 3 HOURS OF SUNLIGHT BETWEEN 8:00AM AND 4:00PM AT THE MID-WINTER SOLSTICE. COUNCIL MAY ALLOW LIGHT WELLS AND SKYLIGHTS TO SUPPLEMENT THIS ACCESS TO SUNLIGHT PROVIDED THESE BUILDING ELEMENTS ARE NOT THE PRIMARY SOURCE OF SUNLIGHT TO THE LIVING AREAS.

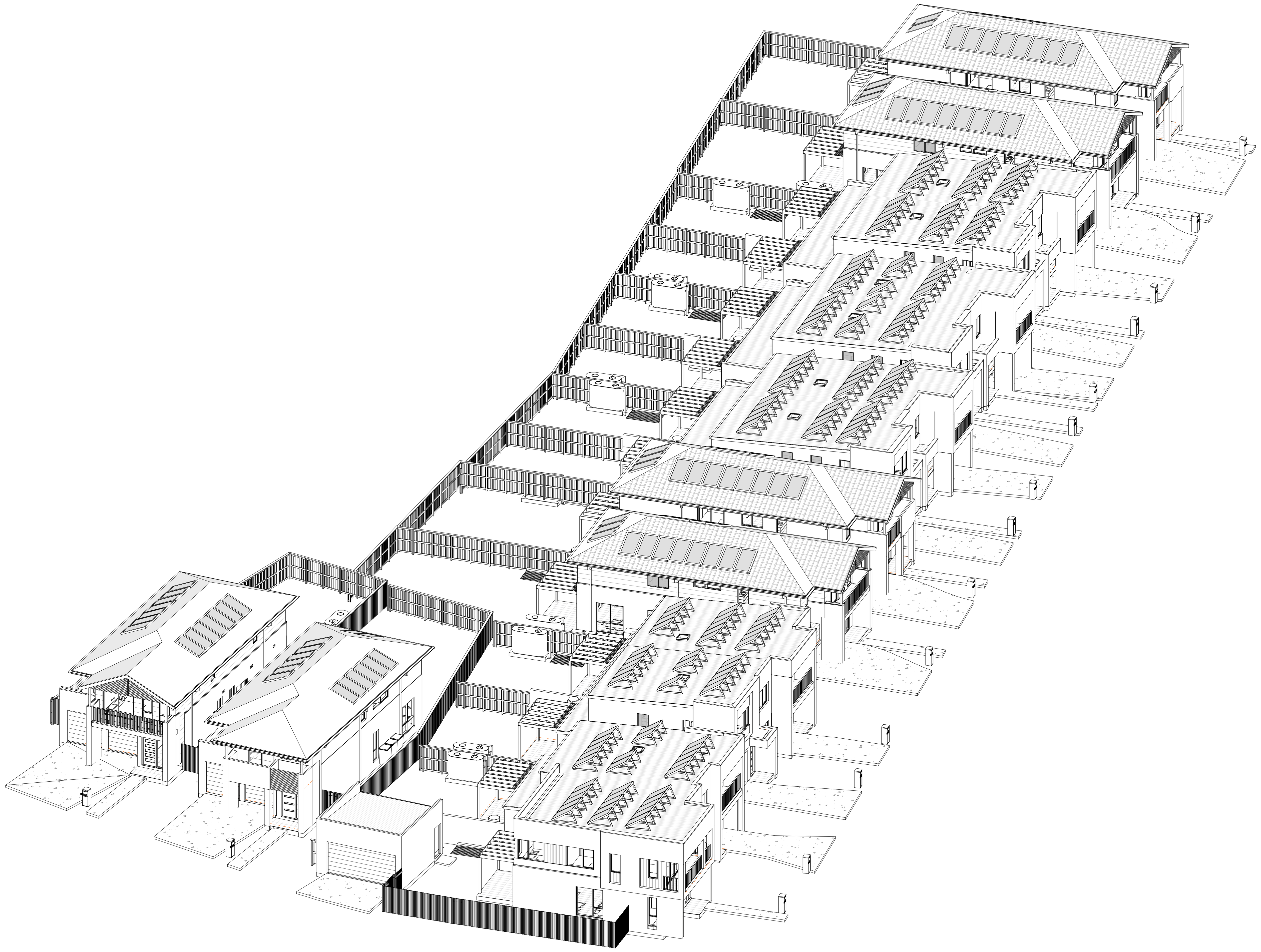

1 Sun eye view - 21 Jun - 14_00 PM

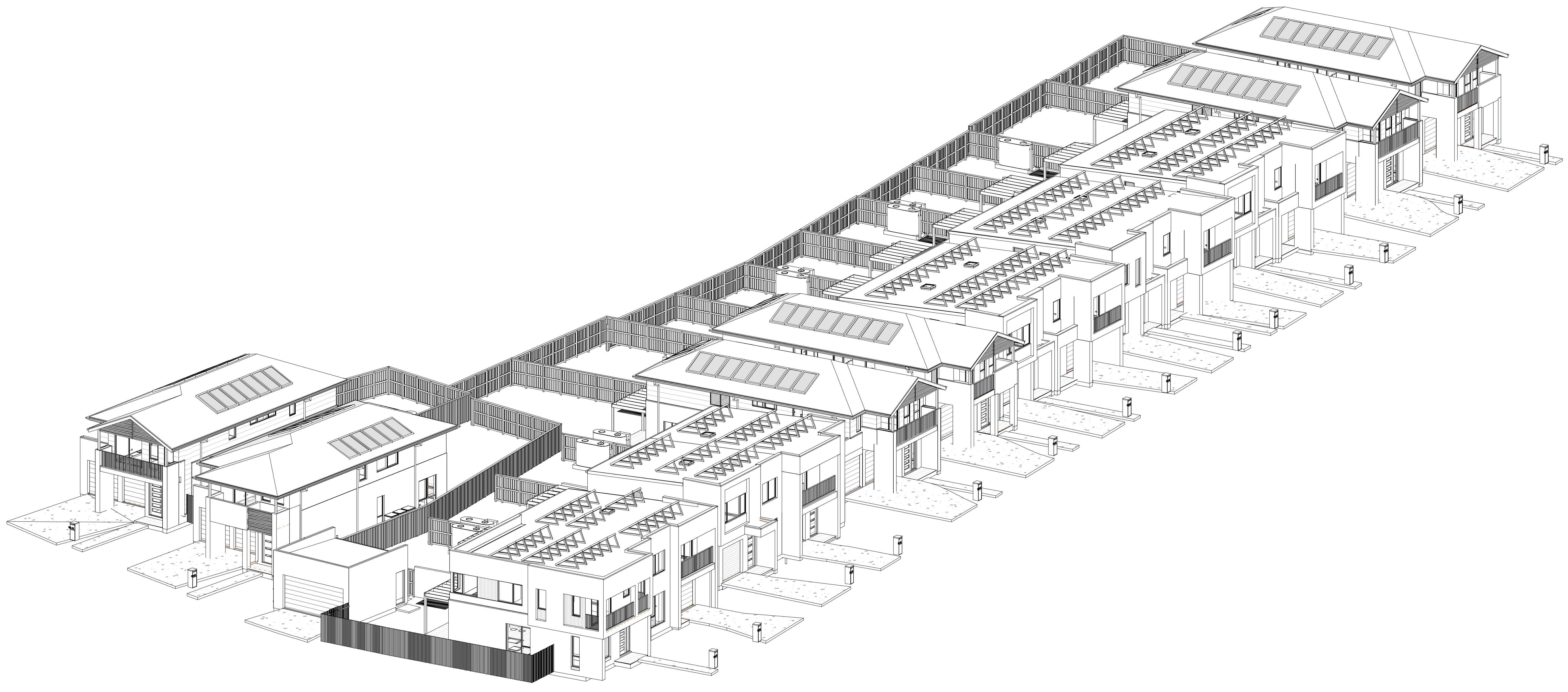

2 Sun eye view - 21 Jun - 15_00 PM

Certificate No. # TMTH3HKPXI

Scan QR code or follow website link for rating details.

Assessor name Claude-Francois Sookloll
Accreditation No. DMN/14/1662
Property Address 7A-081, Lot 7A-081 (#56) Prescot Parade MILPERRA, 2214, NSW, 2214

https://www.fr5.com.au/QRCodeLanding?PublicId=TMTH3HKPXI

date	rev	amendment
28.02.25	B	ISSUE FOR DA SUBMISSION
31.01.25	A	ISSUE FOR BASIX ASSESSMENT

MIRVAC DESIGN
architecture urban design interior design graphic design
Level 28 200 George St Sydney NSW 2000 T 02 9080 8000
Mirvac Design Pty.Ltd. ABN 78 003 359 153
Mirvac Design Nominated / Responsible Architects
Anita Verma Michael Wener David Hirst Andrew La
https://www.mirvacdesign.com/nominated-architects

client: mirvac

project:
RIVERLANDS - MILPERRA
56 Prescot Parade, Milperra NSW 2214
stage: 01
site: 7A

title:
SUN EYE VIEWS - 21 JUNE - 2pm - 3pm

job no: MB-10245
drawing no: 413
date: 28.02.25 scale @ A1: rev: B

Copyright of the design and other information shown here is owned by Mirvac Design pty. ltd. Reproduction or use of the design by any party for any purpose is expressly forbidden without the written permission of Mirvac Design pty. ltd.

0mm 100mm 200mm 300mm

DCP REQUIREMENT:
AT LEAST ONE LIVING AREA TO RECEIVE MINIMUM OF 3 HOURS OF SUNLIGHT BETWEEN 8:00AM AND 4:00PM AT THE MID-WINTER SOLSTICE. COUNCIL MAY ALLOW LIGHT WELLS AND SKYLIGHTS TO SUPPLEMENT THIS ACCESS TO SUNLIGHT PROVIDED THESE BUILDING ELEMENTS ARE NOT THE PRIMARY SOURCE OF SUNLIGHT TO THE LIVING AREAS.

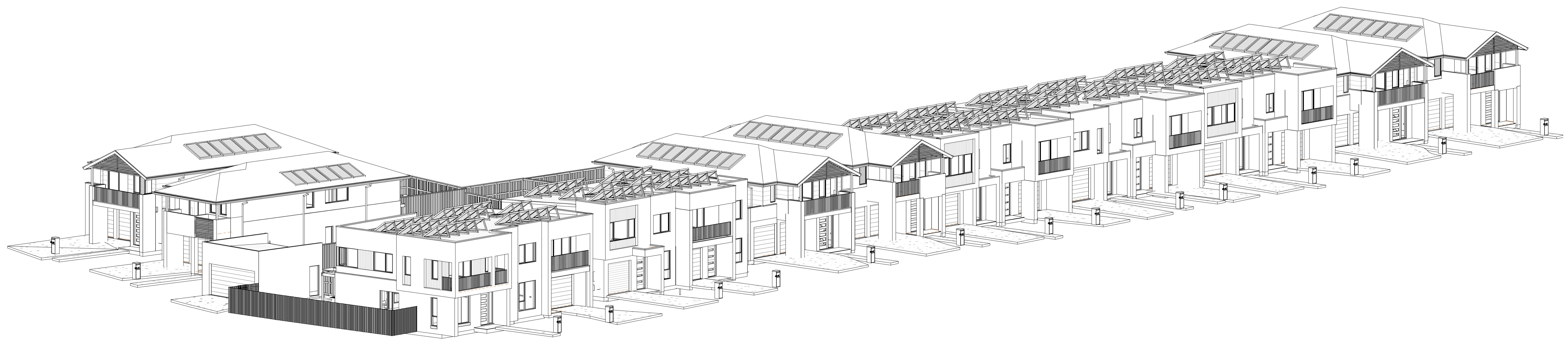

1 Sun eye view - 21 Jun - 16_00 PM

Certificate No. # TMTH3HKPXI

Scan QR code or follow website link for rating details.

Assessor name Claude-Francois Sookloll
Accreditation No. DMN/14/1662
Property Address 7A-081, Lot 7A-081 (#56) Prescot Parade MILPERRA, 2214, NSW, 2214

https://www.fr5.com.au/QRCodeLanding?PublicId=TMTH3HKPXI

date	rev	amendment
28.02.25	B	ISSUE FOR DA SUBMISSION
31.01.25	A	ISSUE FOR BASIX ASSESSMENT

MIRVAC DESIGN
architecture
urban design
interior design
graphic design

Level 28 200 George St
Sydney NSW 2000
T 02 9080 8000

Mirvac Design Pty.Ltd.
ABN 78 003 359 153

Mirvac Design Nominated / Responsible Architects
Anita Verma Michael Wiener David Hirst Andrew La
https://www.mirvacdesign.com/nominated-architects

client: mirvac

project:
RIVERLANDS - MILPERRA
56 Prescot Parade, Milperra NSW 2214
stage: 01
site: 7A

title:
SUN EYE VIEWS - 21 JUNE - 4pm

job no: MB-10245
drawing no: 414
date: 28.02.25
scale @ A1:
rev: B

Copyright of the design and other information shown here is owned by Mirvac Design pty. ltd. Reproduction or use of the design by any party for any purpose is expressly forbidden without the written permission of Mirvac Design pty. ltd.

Site 7A - FRONT LANDSCAPED AREA SCHEDULE				
ZACW	Frontyard Area	Landscaped Frontyard Area	Landscaped Frontyard (min 45%)	Complies (min 45%)
7A-081	81.33 m²	33.82 m²	41.59%	No
7A-082	79.34 m²	33.65 m²	42.41%	No
7A-091	56.52 m²	30.27 m²	53.56%	Yes
7A-092	61.87 m²	28.27 m²	45.70%	Yes
7A-101	56.51 m²	25.68 m²	45.44%	Yes
7A-102	61.46 m²	28.79 m²	46.84%	Yes
7A-111	55.29 m²	30.31 m²	54.82%	Yes
7A-112	60.59 m²	27.60 m²	45.56%	Yes
7A-121	77.73 m²	35.12 m²	45.19%	Yes
7A-122	78.10 m²	33.59 m²	43.01%	No
7A-131	64.00 m²	44.56 m²	69.63%	Yes
7A-132	68.10 m²	43.64 m²	64.08%	Yes
7A-141	72.61 m²	44.76 m²	61.64%	Yes
7A-142	102.11 m²	81.24 m²	79.56%	Yes
7A-151	86.17 m²	41.26 m²	47.88%	Yes
7A-152	96.13 m²	49.47 m²	51.47%	Yes

Site -7A - LANDSCAPED AREA SCHEDULE					
Lot Number	Lot_Area	Soft Landscape Area	Landscape Area req (min 20%)	Landscaped Area Provided (%)	Complies
7A-081	350.1 m²	164.46 m²	70.02 m²	46.98%	Yes
7A-082	350.7 m²	166.84 m²	70.14 m²	47.57%	Yes
7A-091	256.0 m²	120.25 m²	51.2 m²	46.97%	Yes
7A-092	256.4 m²	113.90 m²	51.28 m²	44.42%	Yes
7A-101	256.1 m²	115.27 m²	51.22 m²	45.01%	Yes
7A-102	256.5 m²	114.96 m²	51.3 m²	44.82%	Yes
7A-111	256.9 m²	122.18 m²	51.38 m²	47.56%	Yes
7A-112	264.7 m²	123.11 m²	52.94 m²	46.51%	Yes
7A-121	378.1 m²	198.69 m²	75.62 m²	52.55%	Yes
7A-122	380.6 m²	198.98 m²	76.12 m²	52.28%	Yes
7A-131	256.8 m²	134.94 m²	51.36 m²	52.55%	Yes
7A-132	256.8 m²	127.55 m²	51.36 m²	49.67%	Yes
7A-141	277.3 m²	140.39 m²	55.46 m²	50.63%	Yes
7A-142	338.3 m²	81.24 m²	67.66 m²	24.01%	Yes
7A-151	383.9 m²	201.54 m²	76.78 m²	52.50%	Yes
7A-152	365.1 m²	179.88 m²	73.02 m²	49.27%	Yes

AREA SCHEDULE - TOTAL POS	
Lot No	POS AREA
7A-081	111.9 m²
7A-082	111.1 m²
7A-091	88.4 m²
7A-092	84.7 m²
7A-101	88.9 m²
7A-102	85.1 m²
7A-111	92.0 m²
7A-112	95.8 m²
7A-121	142.2 m²
7A-122	144.0 m²
7A-131	88.2 m²
7A-132	82.2 m²
7A-141	90.7 m²
7A-142	100.2 m²
7A-151	127.8 m²
7A-152	104.8 m²

80m² MINIMUM REQUIRED PRIVATE OPEN SPACE

EXTENT OF PROVIDED PRIVATE OPEN SPACE

Certificate No. # TMTH3HKPXI

Scan QR code or follow website link for rating details.

Assessor name Claude-Francois Sookloll
Accreditation No. DMN/14/1662
Property Address 7A-081, Lot 7A-081 (#56) Prescot Parade MILPERRA, 2214, NSW, 2214

https://www.fr5.com.au/QRCodeLanding?PublicId=TMTH3HKPXI

1 OPEN SPACE AREA GROUND FLOOR

date	rev	amendment
28.02.25	B	ISSUE FOR DA SUBMISSION
31.01.25	A	ISSUE FOR BASIX ASSESSMENT

MIRVAC DESIGN
architecture
urban design
interior design
graphic design
Level 28 200 George St
Sydney NSW 2000
T 02 9080 8000
Mirvac Design Pty Ltd.
ABN 78 003 359 153
Mirvac Design Nominated / Responsible Architects
Anita Verma Michael Wiener David Hinz Andrew La
https://www.mirvacdesign.com/nominated-architects

client: mirvac

project:
RIVERLANDS - MILPERRA
56 Prescot Parade, Milperra NSW 2214
stage: 01
site: 7A

title:
PRIVATE OPEN SPACE AND PERMEABLE AREA PLAN

job no: MB-10245
drawing no: 420
date: 28.02.25
scale @ A1: As indicated
rev: B

Copyright of the design and other information shown here is owned by Mirvac Design pty. ltd. Reproduction or use of the design by any party for any purpose is expressly forbidden without the written permission of Mirvac Design pty. ltd.

Site 7A - GFA schedule for FSR calc. P1			
Lot No.	Lot_Area	Total Area*	FSR
7A-081	350.1 m²	175.53 m²	50.14%
7A-082	350.7 m²	175.32 m²	49.99%
7A-091	256.0 m²	126.90 m²	49.57%
7A-092	256.4 m²	126.42 m²	49.30%
7A-101	256.1 m²	126.85 m²	49.53%
7A-102	256.5 m²	126.89 m²	49.47%
7A-111	256.9 m²	126.80 m²	49.36%
7A-112	264.7 m²	126.89 m²	47.94%

Site 7A - GFA schedule for FSR calc. P2			
Lot No.	Lot_Area	Total Area*	FSR
7A-121	376.1 m²	175.52 m²	46.67%
7A-122	380.6 m²	175.26 m²	46.05%
7A-131	256.0 m²	127.31 m²	49.73%
7A-132	256.8 m²	127.47 m²	49.64%
7A-141	277.3 m²	137.62 m²	49.63%
7A-142	338.3 m²	146.66 m²	43.35%
7A-151	383.9 m²	175.50 m²	45.72%
7A-152	365.1 m²	175.27 m²	48.01%

Site 7A - GFA schedule for FSR calc.-1		
Lot No.	Name	Area*
7A-081	First Floor	99.03 m²
7A-081	Ground Floor	76.50 m²
		175.53 m²
7A-082	First Floor	98.11 m²
7A-082	Ground Floor	77.22 m²
		175.32 m²
7A-091	First Floor	62.40 m²
7A-091	Ground Floor	64.50 m²
		126.90 m²
7A-092	First Floor	62.39 m²
7A-092	Ground Floor	64.03 m²
		126.42 m²
7A-101	First Floor	62.39 m²
7A-101	Ground Floor	64.46 m²
		126.85 m²
7A-102	First Floor	62.40 m²
7A-102	Ground Floor	64.49 m²
		126.89 m²
7A-111	First Floor	62.31 m²
7A-111	Ground Floor	64.49 m²
		126.80 m²
7A-112	First Floor	62.40 m²
7A-112	Ground Floor	64.49 m²
		126.89 m²

Site 7A - GFA schedule for FSR calc.-2		
Lot No.	Name	Area*
7A-121	First Floor	99.03 m²
7A-121	Ground Floor	76.49 m²
		175.52 m²
7A-122	First Floor	98.11 m²
7A-122	Ground Floor	77.15 m²
		175.26 m²
7A-131	First Floor	62.07 m²
7A-131	Ground Floor	65.24 m²
		127.31 m²
7A-132	First Floor	62.32 m²
7A-132	Ground Floor	65.15 m²
		127.47 m²
7A-141	First Floor	65.92 m²
7A-141	Ground Floor	71.70 m²
		137.62 m²
7A-142	First Floor	70.80 m²
7A-142	Ground Floor	75.86 m²
		146.66 m²
7A-151	First Floor	99.02 m²
7A-151	Ground Floor	76.48 m²
		175.50 m²
7A-152	First Floor	98.10 m²
7A-152	Ground Floor	77.17 m²
		175.27 m²

NOTE:

• AREAS INCLUDED ON FSR CALCULATIONS IS SHOWN AS GREY SHADING ON SHEET FSR / GFA AREA PLANS

Certificate No. # TMTH3HKPXI

Scan QR code or follow website link for rating details.

Assessor name Claude-Francois Sookloll
Accreditation No. DMN/14/1662
Property Address 7A-081, Lot 7A-081 (#56) Prescot Parade MILPERRA, 2214, NSW, 2214

https://www.fr5.com.au/QRCodeLanding?PublicId=TMTH3HKPXI

1 FSR / GFA GROUND FLOOR PLAN

date	rev	amendment
28.02.25	B	ISSUE FOR DA SUBMISSION
31.01.25	A	ISSUE FOR BASIX ASSESSMENT

MIRVAC DESIGN
Level 28 100 George St
Sydney NSW 2000
T 02 9080 8000
architecture
urban design
interior design
graphic design
Mirvac Design Pty Ltd.
ABN 78 003 359 153
Mirvac Design Nominated / Responsible Architects
Anita Verma Michael Wiener David Hirst Andrew Le
https://www.mirvacdesign.com/nominated-architects

client: mirvac

project:
RIVERLANDS - MILPERRA
56 Prescot Parade, Milperra NSW 2214
stage: 01
site: 7A

title:
FSR / GFA AREA PLANS GROUND FLOOR

job no: MB-10245
drawing no: 430
date: 28.02.25 scale @ A1: 1 : 200 rev: B

Copyright of the design and other information shown here is owned by Mirvac Design pty. ltd. Reproduction or use of the design by any party for any purpose is expressly forbidden without the written permission of Mirvac Design pty. ltd.

0mm 100mm 200mm 300mm

NOTE:

• AREAS INCLUDED ON FSR CALCULATIONS IS SHOWN AS GREY SHADING ON SHEET FSR / GFA AREA PLANS

Site 7A - GFA schedule for FSR calc. P1

Lot No.	Lot_Area	Total Area*	FSR
7A-081	350.1 m²	175.53 m²	50.14%
7A-082	350.7 m²	175.32 m²	49.99%
7A-091	256.0 m²	126.90 m²	49.57%
7A-092	256.4 m²	126.42 m²	49.30%
7A-101	256.1 m²	126.85 m²	49.53%
7A-102	256.5 m²	126.89 m²	49.47%
7A-111	256.9 m²	126.80 m²	49.36%
7A-112	264.7 m²	126.89 m²	47.94%

Site 7A - GFA schedule for FSR calc. P2

Lot No.	Lot_Area	Total Area*	FSR
7A-121	376.1 m²	175.52 m²	46.67%
7A-122	380.6 m²	175.26 m²	46.05%
7A-131	256.0 m²	127.31 m²	49.73%
7A-132	256.8 m²	127.47 m²	49.64%
7A-141	277.3 m²	137.62 m²	49.63%
7A-142	338.3 m²	146.66 m²	43.35%
7A-151	383.9 m²	175.50 m²	45.72%
7A-152	365.1 m²	175.27 m²	48.01%

Site 7A - GFA schedule for FSR calc.-1

Lot No.	Name	Area*
7A-081	First Floor	99.03 m²
7A-081	Ground Floor	76.50 m²
		175.53 m²
7A-082	First Floor	98.11 m²
7A-082	Ground Floor	77.22 m²
		175.32 m²
7A-091	First Floor	62.40 m²
7A-091	Ground Floor	64.50 m²
		126.90 m²
7A-092	First Floor	62.39 m²
7A-092	Ground Floor	64.03 m²
		126.42 m²
7A-101	First Floor	62.39 m²
7A-101	Ground Floor	64.46 m²
		126.85 m²
7A-102	First Floor	62.40 m²
7A-102	Ground Floor	64.49 m²
		126.89 m²
7A-111	First Floor	62.31 m²
7A-111	Ground Floor	64.49 m²
		126.80 m²
7A-112	First Floor	62.40 m²
7A-112	Ground Floor	64.49 m²
		126.89 m²

Site 7A - GFA schedule for FSR calc.-2

Lot No.	Name	Area*
7A-121	First Floor	99.03 m²
7A-121	Ground Floor	76.49 m²
		175.52 m²
7A-122	First Floor	98.11 m²
7A-122	Ground Floor	77.15 m²
		175.26 m²
7A-131	First Floor	62.07 m²
7A-131	Ground Floor	65.24 m²
		127.31 m²
7A-132	First Floor	62.32 m²
7A-132	Ground Floor	65.15 m²
		127.47 m²
7A-141	First Floor	65.92 m²
7A-141	Ground Floor	71.70 m²
		137.62 m²
7A-142	First Floor	70.80 m²
7A-142	Ground Floor	75.86 m²
		146.66 m²
7A-151	First Floor	99.02 m²
7A-151	Ground Floor	76.48 m²
		175.50 m²
7A-152	First Floor	98.10 m²
7A-152	Ground Floor	77.17 m²
		175.27 m²

Certificate No. # TMTH3HKPXI

Scan QR code or follow website link for rating details.

Assessor name	Claude-Francois Sookloll
Accreditation No.	DMN/14/1662
Property Address	7A-081, Lot 7A-081 (#56) Prescot Parade MILPERRA, 2214, NSW, 2214

https://www.fr5.com.au/QRCodeLanding?PublicId=TMTH3HKPXI

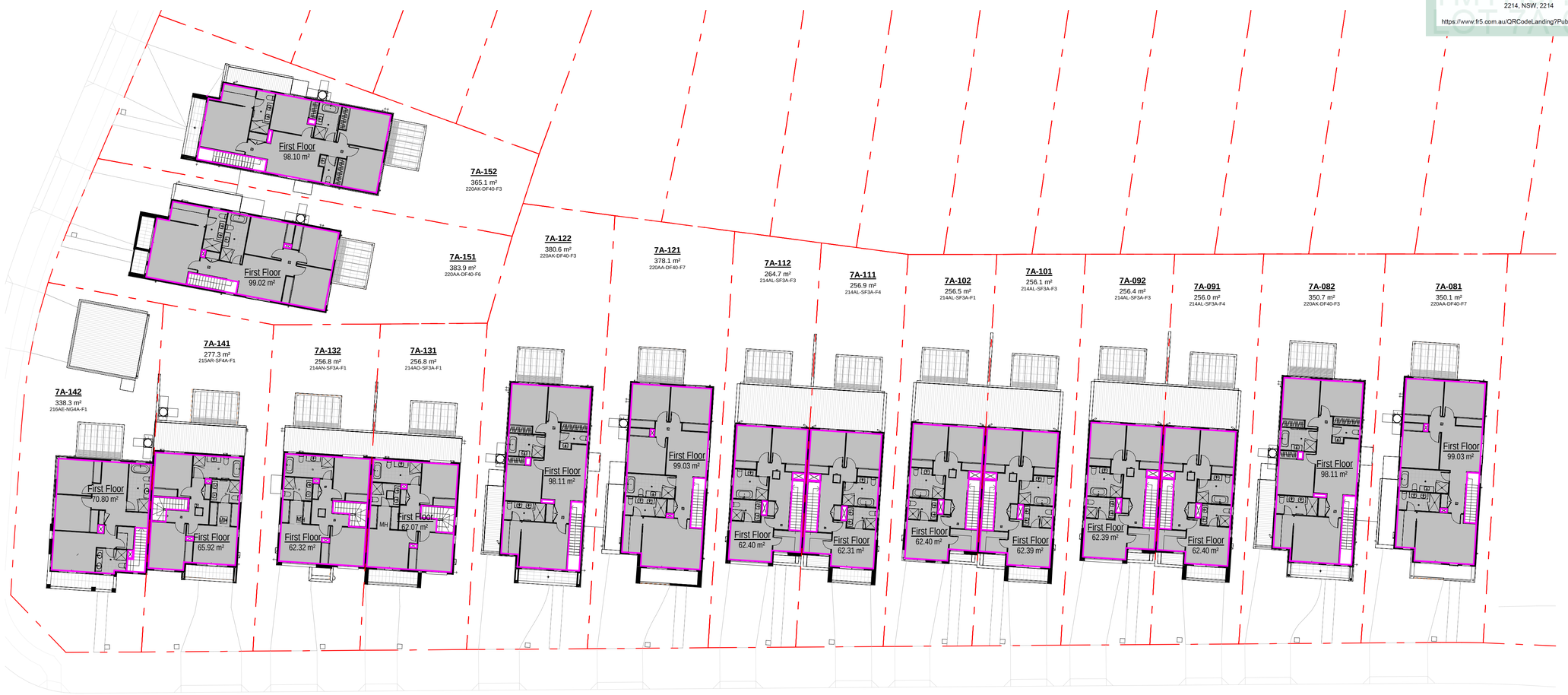

1 FSR / GFA FIRST FLOOR PLAN

date	rev	amendment
28.02.25	B	ISSUE FOR DA SUBMISSION
31.01.25	A	ISSUE FOR BASIX ASSESSMENT

MIRVAC DESIGN
architecture
interior design
interior design
graphic design

Level 28 330 George St
Sydney NSW 2000
T 02 9080 8000

Mirvac Design Pty Ltd.
ABN 78 003 359 353

Mirvac Design Nominated / Responsible Architects
Anita Verma Michael Wiener David Hirst Andrew La
https://www.mirvacdesign.com/nominated-architects

client: mirvac

project:
RIVERLANDS - MILPERRA
56 Prescot Parade, Milperra NSW 2214
stage: 01
site: 7A

title:
FSR / GFA AREA PLANS FIRST FLOOR

job no: MB-10245
drawing no: 431
date: 28.02.25 scale @ A1: 1 : 200 rev: B

Copyright of the design and other information shown here is owned by Mirvac Design pty. ltd. Reproduction or use of the design by any party for any purpose is expressly forbidden without the written permission of Mirvac Design pty. ltd.

0mm 100mm 200mm 300mm

LOT - 7A-081 (THERMAL PERFORMANCE)
Construction general

Floors
Waffle pod slab 85mm concrete and 225mm waffle pods
Timber frame between levels, no insulation required between conditioned areas.
Suspended timber frame, with an R4.0 insulation lined below.

External Walls
WDF | AAC Panel | R2.7 Insulation | No Wrap
WDF | AAC Panel | Uninsulated | No Wrap

Refer to Plans/Drawings for the location of external walls.
Internal wall insulation: Garage, Laundry and Bathroom walls only

External Colour
Medium wall colour

Walls within dwellings
WDF INT | Plasterboard Stud Wall | R2.7 Insulation | No Wrap
WDF INT | Plasterboard Stud Wall | Uninsulated | No Wrap

Glazing Doors / Windows

Double Glazing+DBL LowE -	Sliding Door	U-2.83 / SHGC - 0.39
Standard Single Glazing -	Hinged Door	U-5.40 / SHGC - 0.56
Standard Single Glazing -	Sidelight/s	U-5.40 / SHGC - 0.63
Double Glazing+DBL LowE -	Awning Window	U-2.83 / SHGC - 0.39

Window frame colour
Medium

Roof and Ceilings
Metal or Tiled Roof with sarking
R5.0 ceiling insulation and plasterboard lining
Garage ceiling with plasterboard lining

External Colour
Medium Roof Colour

Ceiling Penetrations
Sealed and insulated LED downlights as per lighting plan
Sealed and insulated exhaust fans as per plans

Floor coverings
As per plans

BASIX Inclusions
Site details
- Lot number - 7A-081
- Site area refer to Site Plan 100
- Landscaping area refer to Site Plan 100

Water Fixtures
- 4 star showers mid flow (>6.0 but <= 7.5 liters/min) -
- 3 star toilets
- 5 star taps

Rain tank
- 2000L connected to garden, toilets, and laundry
- Collecting from 55m2 roof area
- Connected to garden, toilets and laundry

Energy

Hot water system
- Electric heat pump

Heating and cooling
- Three phase AC
- EER 3.0 - 3.5 cooling
- EER 3.5 - 4.0 heating

Lighting
- Energy efficient lighting throughout

Ventilation
- Bathroom exhaust – individual fan, ducted to façade or roof
- Kitchen exhaust – Individual fan, ducted to façade or roof
- Laundry exhaust – Individual fan, ducted to façade or roof

Other
- Electric cooktop & electric oven
- Outdoor clothes drying line.
- Fridge Space – not well-ventilated

LOT - 7A-082 (THERMAL PERFORMANCE)
Construction general

Floors
Waffle pod slab 85mm concrete and 225mm waffle pods
Timber frame between levels, no insulation required between conditioned areas.
Suspended timber frame, with an R4.0 insulation lined below.

External Walls
WDF | AAC Panel | R2.7 Insulation | No Wrap
WDF | AAC/Framed | R2.7 Insulation | No Wrap
WDF | AAC Panel | Uninsulated | No Wrap
WDF | Framed | R2.7 Insulation | No Wrap

Refer to Plans/Drawings for the location of external walls.
Internal wall insulation: Garage, Laundry and Bathroom walls only

External Colour
Medium wall colour

Walls within dwellings
WDF INT | Plasterboard Stud Wall | R2.7 Insulation | No Wrap
WDF INT | Plasterboard Stud Wall | Uninsulated | No Wrap

Glazing Doors / Windows

Standard Single Glazing -	Hinged Door	U-5.40 / SHGC - 0.56
Standard Single Glazing -	Sidelight/s	U-5.40 / SHGC - 0.63
Double Glazing+DBL LowE -	Awning Window	U-2.96 / SHGC - 0.36
Double Glazing+DBL LowE -	Sliding Door	U-2.83 / SHGC - 0.39
Double Glazing+DBL LowE -	Fixed Window	U-2.01 / SHGC - 0.45

Window frame colour
Medium

Roof and Ceilings
Metal or Tiled Roof with sarking
R4.0 - 6.0 ceiling insulation and plasterboard lining
Garage ceiling with plasterboard lining

External Colour
Medium Roof Colour

Ceiling Penetrations
Sealed and insulated LED downlights as per lighting plan
Sealed and insulated exhaust fans as per plans

Floor coverings
As per plans

BASIX Inclusions
Site details
- Lot number - 7A-082
- Site area refer to Site Plan 100
- Landscaping area refer to Site Plan 100

Water Fixtures
- 4 star showers mid flow (>6.0 but <= 6 liters/min) -
- 3 star toilets
- 5 star taps

Rain tank
- 2000L connected to garden, toilets, and laundry
- Collecting from 55m2 roof area
- Connected to garden, toilets and laundry

Energy

Hot water system
- Electric heat pump

Heating and cooling
- Three phase AC
- EER 3.0 - 3.5 cooling
- EER 3.5 - 4.0 heating

Lighting
- Energy efficient lighting throughout

Ventilation
- Bathroom exhaust – individual fan, ducted to façade or roof
- Kitchen exhaust – Individual fan, ducted to façade or roof
- Laundry exhaust – Individual fan, ducted to façade or roof

Other
- Electric cooktop & electric oven
- Outdoor clothes drying line.
- Fridge Space – not well-ventilated

LOT - 7A-082 (THERMAL PERFORMANCE)
Construction general

Floors
Waffle pod slab 85mm concrete and 225mm waffle pods
Timber frame between levels, no insulation required between conditioned areas.
Suspended timber frame, with an R4.0 insulation lined below.

External Walls
WDF | AAC Panel | R2.7 Insulation | No Wrap
WDF | Partiwall | R2.7 Insulation | No Wrap
WDF | AAC Panel | Uninsulated | No Wrap

Refer to Plans/Drawings for the location of external walls.
Internal wall insulation: Garage, Laundry and Bathroom walls only

External Colour
Medium wall colour

Walls within dwellings
WDF INT | Plasterboard Stud Wall | Uninsulated | No Wrap
WDF INT | Plasterboard Stud Wall | R2.5 Insulation | No Wrap

Glazing Doors / Windows

Double Glazing+DBL LowE -	Awning Window	U-2.96 / SHGC - 0.36
Double Glazing+DBL LowE -	Sliding Door	U-2.83 / SHGC - 0.39
Double Glazing+DBL LowE -	Sidelight	U-5.40 / SHGC - 0.63

Window frame colour
Medium

Roof and Ceilings
Metal or Tiled Roof with sarking
R4.0 - 6.0 ceiling insulation and plasterboard lining
Garage ceiling with plasterboard lining

External Colour
Medium Roof Colour

Ceiling Penetrations
Sealed and insulated LED downlights as per lighting plan
Sealed and insulated exhaust fans as per plans

Floor coverings
As per plans

BASIX Inclusions
Site details
- Lot number - 7A-091
- Site area refer to Site Plan 100
- Landscaping area refer to Site Plan 100

Water Fixtures
- 4 star showers mid flow (>6.0 but <= 6 liters/min) -
- 3 star toilets
- 5 star taps

Rain tank
- 2000L connected to garden, toilets, and laundry
- Collecting from 45m2 roof area
- Connected to garden, toilets and laundry

Energy

Hot water system
- Electric heat pump

Heating and cooling
- Three phase AC
- EER 3.0 - 3.5 cooling
- EER 3.5 - 4.0 heating

Lighting
- Energy efficient lighting throughout

Ventilation
- Bathroom exhaust – individual fan, ducted to façade or roof
- Kitchen exhaust – Individual fan, ducted to façade or roof
- Laundry exhaust – Individual fan, ducted to façade or roof

Other
- Electric cooktop & electric oven
- Outdoor clothes drying line.
- Fridge Space – not well-ventilated

LOT - 7A-092 (THERMAL PERFORMANCE)
Construction general

Floors
Waffle pod slab 85mm concrete and 225mm waffle pods
Timber frame between levels, no insulation required between conditioned areas.
Suspended timber frame, with an R4.0 insulation lined below.

External Walls
WDF | AAC Panel | R2.7 Insulation | No Wrap
WDF | Partiwall | R2.7 Insulation | No Wrap
WDF | AAC Panel | Uninsulated | No Wrap

Refer to Plans/Drawings for the location of external walls.
Internal wall insulation: Garage, Laundry and Bathroom walls only

External Colour
Medium wall colour

Walls within dwellings
WDF INT | Plasterboard Stud Wall | Uninsulated | No Wrap
WDF INT | Plasterboard Stud Wall | R2.5 Insulation | No Wrap

Glazing Doors / Windows

Standard Double Glazing -	Awning Window	U-3.86 / SHGC - 0.53
Standard Double Glazing -	Sliding Door	U-3.91 / SHGC - 0.58
Standard Single Glazing -	Sidelight	U-5.40 / SHGC - 0.63

Window frame colour
Medium

Roof and Ceilings
Metal or Tiled Roof with sarking
R4.0 - 6.0 ceiling insulation and plasterboard lining
Garage ceiling with plasterboard lining

External Colour
Medium Roof Colour

Ceiling Penetrations
Sealed and insulated LED downlights as per lighting plan
Sealed and insulated exhaust fans as per plans

Floor coverings
As per plans

BASIX Inclusions
Site details
- Lot number - 7A-092
- Site area refer to Site Plan 100
- Landscaping area refer to Site Plan 100

Water Fixtures
- 4 star showers mid flow (>6.0 but <= 6 liters/min) -
- 3 star toilets
- 5 star taps

Rain tank
- 2000L connected to garden, toilets, and laundry
- Collecting from 45m2 roof area
- Connected to garden, toilets and laundry

Energy

Hot water system
- Electric heat pump

Heating and cooling
- Three phase AC
- EER 3.0 - 3.5 cooling
- EER 3.5 - 4.0 heating

Lighting
- Energy efficient lighting throughout

Ventilation
- Bathroom exhaust – individual fan, ducted to façade or roof
- Kitchen exhaust – Individual fan, ducted to façade or roof
- Laundry exhaust – Individual fan, ducted to façade or roof

Other
- Electric cooktop & electric oven
- Outdoor clothes drying line.
- Fridge Space – not well-ventilated

LOT - 7A-101 (THERMAL PERFORMANCE)
Construction general

Floors
Waffle pod slab 85mm concrete and 225mm waffle pods
Timber frame between levels, no insulation required between conditioned areas.
Suspended timber frame, with an R6.0 insulation lined below.

External Walls
WDF | AAC Panel | R2.7 Insulation | No Wrap
WDF | Partiwall | R2.7 Insulation | No Wrap
WDF | AAC Panel | Uninsulated | No Wrap

Refer to Plans/Drawings for the location of external walls.
Internal wall insulation: Garage, Laundry and Bathroom walls only

External Colour
Medium wall colour

Walls within dwellings
WDF INT | Plasterboard Stud Wall | Uninsulated | No Wrap
WDF INT | Plasterboard Stud Wall | R2.5 Insulation | No Wrap

Glazing Doors / Windows

Double Glazing+DBL LowE -	Awning Window	U-2.96 / SHGC - 0.36
Double Glazing+DBL LowE -	Sliding Door	U-2.83 / SHGC - 0.39
Standard Single Glazing -	Sidelight	U-5.40 / SHGC - 0.63

Window frame colour
Medium

Roof and Ceilings
Metal or Tiled Roof with sarking
R4.0 - 6.0 ceiling insulation and plasterboard lining
Garage ceiling with plasterboard lining

External Colour
Medium Roof Colour

Ceiling Penetrations
Sealed and insulated LED downlights as per lighting plan
Sealed and insulated exhaust fans as per plans

Floor coverings
As per plans

BASIX Inclusions
Site details
- Lot number - 7A-101
- Site area refer to Site Plan 100
- Landscaping area refer to Site Plan 100

Water Fixtures
- 4 star showers mid flow (>4.5 but <= 6 liters/min) -
- 3 star toilets
- 5 star taps

Rain tank
- 2000L connected to garden, toilets, and laundry
- Collecting from 45m2 roof area
- Connected to garden, toilets and laundry

Energy

Hot water system
- Electric heat pump

Heating and cooling
- Three phase AC
- EER 3.0 - 3.5 cooling
- EER 3.5 - 4.0 heating

Lighting
- Energy efficient lighting throughout

Ventilation
- Bathroom exhaust – individual fan, ducted to façade or roof
- Kitchen exhaust – Individual fan, ducted to façade or roof
- Laundry exhaust – Individual fan, ducted to façade or roof

Other
- Electric cooktop & electric oven
- Outdoor clothes drying line.
- Fridge Space – not well-ventilated

LOT - 7A-102 (THERMAL PERFORMANCE)
Construction general

Floors
Waffle pod slab 85mm concrete and 225mm waffle pods
Timber frame between levels, no insulation required between conditioned areas.
Suspended timber frame, with an R4.0 insulation lined below.

External Walls
WDF | AAC Panel | R2.7 Insulation | No Wrap
WDF | Partiwall | R2.7 Insulation | No Wrap
WDF | AAC Panel | Uninsulated | No Wrap

Refer to Plans/Drawings for the location of external walls.
Internal wall insulation: Garage, Laundry and Bathroom walls only

External Colour
Medium wall colour

Walls within dwellings
WDF INT | Plasterboard Stud Wall | Uninsulated | No Wrap
WDF INT | Plasterboard Stud Wall | R2.5 Insulation | No Wrap

Glazing Doors / Windows

Standard Double Glazing	- Awning Window	U-3.86 / SHGC - 0.53
Standard Double Glazing	- Sliding Door	U-3.91 / SHGC - 0.58
Standard Single Glazing	- Sidelight/s	U-5.40 / SHGC - 0.63
Double Glazing+DBL LowE	- Awning Window	U-2.96 / SHGC - 0.36

Window frame colour
Medium

Roof and Ceilings
Metal or Tiled Roof with sarking
R4.0 - 6.0 ceiling insulation and plasterboard lining
Garage ceiling with plasterboard lining

External Colour
Medium Roof Colour

Ceiling Penetrations
Sealed and insulated LED downlights as per lighting plan
Sealed and insulated exhaust fans as per plans

Floor coverings
As per plans

BASIX Inclusions
Site details
- Lot number - 7A-102
- Site area refer to Site Plan 100
- Landscaping area refer to Site Plan 100

Water Fixtures
- 4 star showers mid flow (>4.5 but <= 6 liters/min) -
- 3 star toilets
- 5 star taps

Rain tank
- 2000L connected to garden, toilets, and laundry
- Collecting from 50m2 roof area
- Connected to garden, toilets and laundry

Energy

Hot water system
- Electric heat pump

Heating and cooling
- Three phase AC
- EER 3.0 - 3.5 cooling
- EER 3.5 - 4.0 heating

Lighting
- Energy efficient lighting throughout

Ventilation
- Bathroom exhaust – individual fan, ducted to façade or roof
- Kitchen exhaust – Individual fan, ducted to façade or roof
- Laundry exhaust – Individual fan, ducted to façade or roof

Other
- Electric cooktop & electric oven
- Outdoor clothes drying line.
- Fridge Space – not well-ventilated

LOT - 7A-111 (THERMAL PERFORMANCE)
Construction general

Floors
Waffle pod slab 85mm concrete and 225mm waffle pods
Timber frame between levels, no insulation required between conditioned areas.
Suspended timber frame, with an R4.0 insulation lined below.

External Walls
WDF | AAC Panel | R2.7 Insulation | No Wrap
WDF | Partiwall | R2.7 Insulation | No Wrap
WDF | AAC Panel | Uninsulated | No Wrap

Refer to Plans/Drawings for the location of external walls.
Internal wall insulation: Garage, Laundry and Bathroom walls only

External Colour
Medium wall colour

Walls within dwellings
WDF INT | Plasterboard Stud Wall | Uninsulated | No Wrap
WDF INT | Plasterboard Stud Wall | R2.5 Insulation | No Wrap

Glazing Doors / Windows

Double Glazing+DBL LowE	- Awning Window	U-2.96 / SHGC - 0.36
Double Glazing+DBL LowE	- Sliding Door	U-2.83 / SHGC - 0.39
Standard Single Glazing	- Sidelight/s	U-5.40 / SHGC - 0.63

Window frame colour
Medium

Roof and Ceilings
Metal or Tiled Roof with sarking
R4.0 - 6.0 ceiling insulation and plasterboard lining
Garage ceiling with plasterboard lining

External Colour
Medium Roof Colour

Ceiling Penetrations
Sealed and insulated LED downlights as per lighting plan
Sealed and insulated exhaust fans as per plans

Floor coverings
As per plans

BASIX Inclusions
Site details
- Lot number - 7A-111
- Site area refer to Site Plan 100
- Landscaping area refer to Site Plan 100

Water Fixtures
- 4 star showers mid flow (>4.5 but <= 6 liters/min) -
- 3 star toilets
- 5 star taps

Rain tank
- 2000L connected to garden, toilets, and laundry
- Collecting from 50m2 roof area
- Connected to garden, toilets and laundry

Energy

Hot water system
- Electric heat pump

Heating and cooling
- Three phase AC
- EER 3.0 - 3.5 cooling
- EER 3.5 - 4.0 heating

Lighting
- Energy efficient lighting throughout

Ventilation
- Bathroom exhaust – individual fan, ducted to façade or roof
- Kitchen exhaust – Individual fan, ducted to façade or roof
- Laundry exhaust – Individual fan, ducted to façade or roof

Other
- Electric cooktop & electric oven
- Outdoor clothes drying line.
- Fridge Space – not well-ventilated

LOT - 7A-112 (THERMAL PERFORMANCE)
Construction general

Floors
Waffle pod slab 85mm concrete and 225mm waffle pods
Timber frame between levels, no insulation required between conditioned areas.
Suspended timber frame, with an R4.0 insulation lined below.

External Walls
WDF | AAC Panel | R2.7 Insulation | No Wrap
WDF | Partiwall | R2.7 Insulation | No Wrap
WDF | AAC Panel | Uninsulated | No Wrap

Refer to Plans/Drawings for the location of external walls.
Internal wall insulation: Garage, Laundry and Bathroom walls only

External Colour
Medium wall colour

Walls within dwellings
WDF INT | Plasterboard Stud Wall | Uninsulated | No Wrap
WDF INT | Plasterboard Stud Wall | R2.5 Insulation | No Wrap

Glazing Doors / Windows

Double Glazing+DBL LowE	- Awning Window	U-2.96 / SHGC - 0.36
Double Glazing+DBL LowE	- Sliding Door	U-2.83 / SHGC - 0.39
Standard Single Glazing	- Sidelight/s	U-5.40 / SHGC - 0.63

Window frame colour
Medium

Roof and Ceilings
Metal or Tiled Roof with sarking
R4.0 - 6.0 ceiling insulation and plasterboard lining
Garage ceiling with plasterboard lining

External Colour
Medium Roof Colour

Ceiling Penetrations
Sealed and insulated LED downlights as per lighting plan
Sealed and insulated exhaust fans as per plans

Floor coverings
As per plans

BASIX Inclusions
Site details
- Lot number - 7A-112
- Site area refer to Site Plan 100
- Landscaping area refer to Site Plan 100

Water Fixtures
- 4 star showers mid flow (>4.5 but <= 6 liters/min) -
- 3 star toilets
- 5 star taps

Rain tank
- 2000L connected to garden, toilets, and laundry
- Collecting from 50m2 roof area
- Connected to garden, toilets and laundry

Energy

Hot water system
- Electric heat pump

Heating and cooling
- Three phase AC
- EER 3.0 - 3.5 cooling
- EER 3.5 - 4.0 heating

Lighting
- Energy efficient lighting throughout

Ventilation
- Bathroom exhaust – individual fan, ducted to façade or roof
- Kitchen exhaust – Individual fan, ducted to façade or roof
- Laundry exhaust – Individual fan, ducted to façade or roof

Other
- Electric cooktop & electric oven
- Outdoor clothes drying line.
- Fridge Space – not well-ventilated

Certificate No. # TMTH3HKPXI

Scan QR code or follow website link for rating details.

Assessor name	Claude-Francois Sookloll
Accreditation No.	DMN/14/1662
Property Address	7A-081, Lot 7A-081 (#56) Prescot Parade MILPERRA, 2214, NSW, 2214

https://www.fr5.com.au/QRCodeLanding?PublicId=TMTH3HKPXI

date	rev	amendment
28.02.25	B	ISSUE FOR DA SUBMISSION
31.01.25	A	ISSUE FOR BASIX ASSESSMENT

MIRVAC DESIGN
architecture
urban design
interior design
graphic design
Level 28 225 George St
Sydney NSW 2000
T 02 9080 8000
Mirvac Design Pty Ltd.
ABN 78 003 359 153
Mirvac Design Nominated Responsible Architects
Anita Verma Michael Wiener David Hirst Andrew La
https://www.mirvacdesign.com/nominated-architects

client: mirvac

project:
RIVERLANDS - MILPERRA
56 Prescot Parade, Milperra NSW 2214
stage: 01
site: 7A

title:
BASIX REQUIREMENTS

job no: MB-10245
drawing no: 720
date: 28.02.25 scale @ A1: rev: B

Copyright of the design and other information shown here is owned by Mirvac Design pty. ltd. Reproduction or use of the design by any party for any purpose is expressly forbidden without the written permission of Mirvac Design pty. ltd.

LOT - 7A-121 (THERMAL PERFORMANCE)
Construction general

Floors
Waffle pod slab 85mm concrete and 225mm waffle pods
Timber frame between levels, no insulation required between conditioned areas.
Suspended timber frame, with an R6.0 insulation lined below.

External Walls
WDF | AAC Panel | R2.7 Insulation | No Wrap
WDF | AAC Panel | Uninsulated | No Wrap

Refer to Plans/Drawings for the location of external walls.
Internal wall insulation: Garage, Laundry and Bathroom walls only

External Colour
Medium wall colour

Walls within dwellings
WDF INT | Plasterboard Stud Wall | R2.7 Insulation | No Wrap
WDF INT | Plasterboard Stud Wall | Uninsulated | No Wrap

Glazing Doors / Windows
Double Glazing+DBL LowE - Sliding Door U-2.83 / SHGC - 0.39
Standard Single Glazing - Hinged Door U-5.40 / SHGC - 0.56
Standard Single Glazing - Sidelight/s U-5.40 / SHGC - 0.63
Double Glazing+DBL LowE - Awning Window U-2.96 / SHGC - 0.36

Window frame colour
Medium

Roof and Ceilings
Metal or Tiled Roof with sarking
R4.0 - R6.0 ceiling insulation and plasterboard lining
Garage ceiling with plasterboard lining

External Colour
Medium Roof Colour

Ceiling Penetrations
Sealed and insulated LED downlights as per lighting plan
Sealed and insulated exhaust fans as per plans

Floor coverings
As per plans

LOT - 7A-122 (THERMAL PERFORMANCE)
Construction general

Floors
Waffle pod slab 85mm concrete and 225mm waffle pods
Timber frame between levels, no insulation required between conditioned areas.
Suspended timber frame, with an R4.0 insulation lined below.

External Walls
WDF | AAC/Framed | R2.7 Insulation | No Wrap
WDF | AAC Panel | R2.7 Insulation | No Wrap
WDF | Framed | R2.7 Insulation | No Wrap
WDF | AAC Panel | Uninsulated | No Wrap

Refer to Plans/Drawings for the location of external walls.
Internal wall insulation: Garage and unconditioned wet-areas only

External Colour
Medium wall colour

Walls within dwellings
WDF INT | Plasterboard Stud Wall | R2.7 Insulation | No Wrap
WDF INT | Plasterboard Stud Wall | Uninsulated | No Wrap

Glazing Doors / Windows
Standard Single Glazing - Hinged Door U-5.40 / SHGC - 0.56
Standard Single Glazing - Sidelight/s U-5.40 / SHGC - 0.63
Double Glazing+DBL LowE - Awning Window U-2.96 / SHGC - 0.36
Double Glazing+DBL LowE - Sliding Door U-2.83 / SHGC - 0.39
Standard Double Glazing - Sliding Door U-3.91 / SHGC - 0.58
Double Glazing+DBL LowE - Fixed Window U-2.01 / SHGC - 0.45

Window frame colour
Medium

Roof and Ceilings
Metal or Tiled Roof with sarking
R4.0 - R6.0 ceiling insulation and plasterboard lining
Garage ceiling with plasterboard lining

External Colour
Medium Roof Colour

Ceiling Penetrations
Sealed and insulated LED downlights as per lighting plan
Sealed and insulated exhaust fans as per plans

Floor coverings
As per plans

LOT - 7A-131 (THERMAL PERFORMANCE)
Construction general

Floors
Waffle pod slab 85mm concrete and 225mm waffle pods
Timber frame between levels, no insulation required between conditioned areas.
Suspended timber frame, with an R4.0 insulation lined below.

External Walls
WDF | AAC Panel | R2.7 Insulation | No Wrap
WDF | Partiwall | R2.7 Insulation | No Wrap
WDF | AAC Panel | Uninsulated | No Wrap

Refer to Plans/Drawings for the location of external walls.
Internal wall insulation: Garage and Bathroom walls only

External Colour
Medium wall colour

Walls within dwellings
WDF INT | Plasterboard Stud Wall | Uninsulated | No Wrap
WDF INT | Plasterboard Stud Wall | R2.7 Insulation | No Wrap

Glazing Doors / Windows
Double Glazing+DBL LowE - Awning Window U-2.96 / SHGC - 0.36
Double Glazing+DBL LowE - Sliding Door U-2.83 / SHGC - 0.39
Double Glazing+DBL LowE - Fixed Window U-2.01 / SHGC - 0.45

Window frame colour
Medium

Roof and Ceilings
Metal or Tiled Roof with sarking
R4.0 - R6.0 ceiling insulation and plasterboard lining
Garage ceiling with plasterboard lining

External Colour
Medium Roof Colour

Ceiling Penetrations
Sealed and insulated LED downlights as per lighting plan
Sealed and insulated exhaust fans as per plans

Floor coverings
As per plans

LOT - 7A-132 (THERMAL PERFORMANCE)
Construction general

Floors
Waffle pod slab 85mm concrete and 225mm waffle pods
Timber frame between levels, no insulation required between conditioned areas.
Suspended timber frame, with an R4.0 insulation lined below.

External Walls
WDF | AAC Panel | R2.7 Insulation | No Wrap
WDF | Partiwall | R2.7 Insulation | No Wrap
WDF | AAC Panel | Uninsulated | No Wrap
WDF | Framed | R2.7 Insulation | No Wrap

Refer to Plans/Drawings for the location of external walls.
Internal wall insulation: Garage, Laundry and Bathroom walls only

External Colour
Medium wall colour

Walls within dwellings
WDF INT | Plasterboard Stud Wall | Uninsulated | No Wrap
WDF INT | Plasterboard Stud Wall | R2.7 Insulation | No Wrap

Glazing Doors / Windows
Double Glazing+DBL LowE - Awning Window U-2.96 / SHGC - 0.36
Standard Double Glazing - Sliding Door U-3.91 / SHGC - 0.58
Double Glazing+DBL LowE - Sliding Door U-2.83 / SHGC - 0.39
Standard Double Glazing - Awning Window U-3.86 / SHGC - 0.53

Window frame colour
Medium

Roof and Ceilings
Metal or Tiled Roof with sarking
R4.0 - R6.0 ceiling insulation and plasterboard lining
Garage ceiling with plasterboard lining

External Colour
Medium Roof Colour

Ceiling Penetrations
Sealed and insulated LED downlights as per lighting plan
Sealed and insulated exhaust fans as per plans

Floor coverings
As per plans

LOT - 7A-141 (THERMAL PERFORMANCE)
Construction general

Floors
Waffle pod slab 85mm concrete and 225mm waffle pods
Timber frame between levels, no insulation required between conditioned areas.
Suspended timber frame, with an R6.0 insulation lined below.

External Walls
WDF | AAC Panel | R2.7 Insulation | No Wrap
WDF | AAC Panel | Uninsulated | No Wrap
WDF | Partiwall | R2.7 Insulation | No Wrap

Refer to Plans/Drawings for the location of external walls.
Internal wall insulation: Garage, Laundry and Bathroom walls only

External Colour
Medium wall colour

Walls within dwellings
WDF INT | Plasterboard Stud Wall | R2.7 Insulation | No Wrap
WDF INT | Plasterboard Stud Wall | Uninsulated | No Wrap

Glazing Doors / Windows
Double Glazing+DBL LowE - Awning Window U-2.96 / SHGC - 0.36
Double Glazing+DBL LowE - Sliding Door U-2.83 / SHGC - 0.39

Window frame colour
Medium

Roof and Ceilings
Metal or Tiled Roof with sarking
R4.0 - R6.0 ceiling insulation and plasterboard lining
Garage ceiling with plasterboard lining

External Colour
Medium Roof Colour

Ceiling Penetrations
Sealed and insulated LED downlights as per lighting plan
Sealed and insulated exhaust fans as per plans

Floor coverings
As per plans

LOT - 7A-142 (THERMAL PERFORMANCE)
Construction general

Floors
Waffle pod slab 85mm concrete and 225mm waffle pods
Timber frame between levels, no insulation required between conditioned areas.
Suspended timber frame, uninsulated

External Walls
WDF | Brick Veneer | R2.7 Insulation | No Wrap
WDF | Partiwall | R2.7 Insulation | No Wrap
WDF | AAC Panel | R2.7 Insulation | No Wrap
WDF | Framed | R2.7 Insulation | No Wrap

Refer to Plans/Drawings for the location of external walls.
Internal wall insulation: Bathroom internal walls only

External Colour
Medium wall colour

Walls within dwellings
WDF INT | Plasterboard Stud Wall | Uninsulated | No Wrap
WDF INT | Plasterboard Stud Wall | R2.5 Insulation | No Wrap

Glazing Doors / Windows
Standard Double Glazing - Awning Window U-3.86 / SHGC - 0.53
Standard Single Glazing - Hinged Door U-5.40 / SHGC - 0.56
Standard Single Glazing - Sidelight/s U-5.40 / SHGC - 0.63
Double Glazing+DBL LowE - Awning Window U-2.96 / SHGC - 0.36
Standard Double Glazing - Sliding Door U-3.91 / SHGC - 0.58
Standard Double Glazing - Fixed Window U-3.11 / SHGC - 0.67

Window frame colour
Medium

Roof and Ceilings
Metal or Tiled Roof with sarking
R4.0 - R6.0 ceiling insulation and plasterboard lining
Garage ceiling with plasterboard lining

External Colour
Medium Roof Colour

Ceiling Penetrations
Sealed and insulated LED downlights as per lighting plan
Sealed and insulated exhaust fans as per plans

Floor coverings
As per plans

LOT - 7A-151 (THERMAL PERFORMANCE)
Construction general

Floors
Waffle pod slab 85mm concrete and 225mm waffle pods
Timber frame between levels, no insulation required between conditioned areas.
Suspended timber frame, with an R6.0 insulation lined below.

External Walls
WDF | AAC Panel | R2.7 Insulation | No Wrap
WDF | AAC Panel | Uninsulated | No Wrap

Refer to Plans/Drawings for the location of external walls.
Internal wall insulation: Garage, Laundry and Bathroom walls only

External Colour
Medium wall colour

Walls within dwellings
WDF INT | Plasterboard Stud Wall | R2.7 Insulation | No Wrap
WDF INT | Plasterboard Stud Wall | Uninsulated | No Wrap

Glazing Doors / Windows
Standard Double Glazing - Sliding Door U-3.91 / SHGC - 0.58
Standard Single Glazing - Sidelight/s U-5.40 / SHGC - 0.63
Double Glazing+DBL LowE - Awning Window U-2.96 / SHGC - 0.36
Double Glazing+DBL LowE - Sliding Door U-2.83 / SHGC - 0.39

Window frame colour
Medium

Roof and Ceilings
Metal or Tiled Roof with sarking
R4.0 - R6.0 ceiling insulation and plasterboard lining
Garage ceiling with plasterboard lining

External Colour
Medium Roof Colour

Ceiling Penetrations
Sealed and insulated LED downlights as per lighting plan
Sealed and insulated exhaust fans as per plans

Floor coverings
As per plans

LOT - 7A-152 (THERMAL PERFORMANCE)
Construction general

Floors
Waffle pod slab 85mm concrete and 225mm waffle pods
Timber frame between levels, no insulation required between conditioned areas.
Suspended timber frame, with an R4.0 insulation lined below.

External Walls
WDF | AAC/Framed | R2.7 Insulation | No Wrap
WDF | AAC Panel | R2.7 Insulation | No Wrap
WDF | Framed | R2.7 Insulation | No Wrap
WDF | AAC Panel | Uninsulated | No Wrap

Refer to Plans/Drawings for the location of external walls.
Internal wall insulation: Garage and unconditioned wet-areas only

External Colour
Medium wall colour

Walls within dwellings
WDF INT | Plasterboard Stud Wall | R2.7 Insulation | No Wrap
WDF INT | Plasterboard Stud Wall | Uninsulated | No Wrap

Glazing Doors / Windows
Standard Single Glazing - Hinged Door U-5.40 / SHGC - 0.56
Standard Single Glazing - Sidelight/s U-5.40 / SHGC - 0.63
Double Glazing+DBL LowE - Awning Window U-2.96 / SHGC - 0.36
Double Glazing+DBL LowE - Sliding Door U-2.83 / SHGC - 0.39
Standard Double Glazing - Sliding Door U-3.91 / SHGC - 0.58
Double Glazing+DBL LowE - Fixed Window U-2.01 / SHGC - 0.45
Standard Double Glazing - Awning Window U-3.86 / SHGC - 0.53

Window frame colour
Medium

Roof and Ceilings
Metal or Tiled Roof with sarking
R4.0 - R6.0 ceiling insulation and plasterboard lining
Garage ceiling with plasterboard lining

External Colour
Medium Roof Colour

Ceiling Penetrations
Sealed and insulated LED downlights as per lighting plan
Sealed and insulated exhaust fans as per plans

Floor coverings
As per plans

BASIX Inclusions (Lot 7A-121)
Site details
- Lot number - 7A-121
- Site area refer to Site Plan 100
- Landscaping area refer to Site Plan 100

Water Fixtures
- 4 star showers mid flow (>4.5 but <= 6 liters/min) -
- 3 star toilets
- 5 star taps

Rain tank
- 2000L connected to garden, toilets, and laundry
- Collecting from 55m2 roof area
- Connected to garden, toilets and laundry

Energy

Hot water system
- Electric heat pump

Heating and cooling
- Three phase AC
- EER 3.0 - 3.5 cooling
- EER 3.5 - 4.0 heating

Lighting
- Energy efficient lighting throughout

Ventilation
- Bathroom exhaust – individual fan, ducted to façade or roof
- Kitchen exhaust – Individual fan, ducted to façade or roof
- Laundry exhaust – Individual fan, ducted to façade or roof

Other
- Electric cooktop & electric oven
- Outdoor clothes drying line.
- Fridge Space – not well-ventilated

BASIX Inclusions (Lot 7A-122)
Site details
- Lot number - 7A-122
- Site area refer to Site Plan 100
- Landscaping area refer to Site Plan 100

Water Fixtures
- 4 star showers mid flow (>4.5 but <= 6 liters/min) -
- 3 star toilets
- 5 star taps

Rain tank
- 2000L connected to garden, toilets, and laundry
- Collecting from 50m2 roof area
- Connected to garden, toilets and laundry

Energy

Hot water system
- Electric heat pump

Heating and cooling
- Three phase AC
- EER 3.0 - 3.5 cooling
- EER 3.5 - 4.0 heating

Lighting
- Energy efficient lighting throughout

Ventilation
- Bathroom exhaust – individual fan, ducted to façade or roof
- Kitchen exhaust – Individual fan, ducted to façade or roof
- Laundry exhaust – Individual fan, ducted to façade or roof

Other
- Electric cooktop & electric oven
- Outdoor clothes drying line.
- Fridge Space – not well-ventilated

BASIX Inclusions (Lot 7A-131)
Site details
- Lot number - 7A-131
- Site area refer to Site Plan 100
- Landscaping area refer to Site Plan 100

Water Fixtures
- 4 star showers mid flow (>4.5 but <= 6 liters/min) -
- 3 star toilets
- 5 star taps

Rain tank
- 2000L connected to garden, toilets, and laundry
- Collecting from 50m2 roof area
- Connected to garden, toilets and laundry

Energy

Hot water system
- Electric heat pump

Heating and cooling
- Three phase AC
- EER 3.0 - 3.5 cooling
- EER 3.5 - 4.0 heating

Lighting
- Energy efficient lighting throughout

Ventilation
- Bathroom exhaust – individual fan, ducted to façade or roof
- Kitchen exhaust – Individual fan, ducted to façade or roof
- Laundry exhaust – Individual fan, ducted to façade or roof

Other
- Electric cooktop & electric oven
- Outdoor clothes drying line.
- Fridge Space – not well-ventilated

BASIX Inclusions (Lot 7A-132)
Site details
- Lot number - 7A-132
- Site area refer to Site Plan 100
- Landscaping area refer to Site Plan 100

Water Fixtures
- 4 star showers mid flow (>4.5 but <= 6 liters/min) -
- 3 star toilets
- 5 star taps

Rain tank
- 2000L connected to garden, toilets, and laundry
- Collecting from 35m2 roof area
- Connected to garden, toilets and laundry

Energy

Hot water system
- Electric heat pump

Heating and cooling
- Three phase AC
- EER 3.0 - 3.5 cooling
- EER 3.5 - 4.0 heating

Lighting
- Energy efficient lighting throughout

Ventilation
- Bathroom exhaust – individual fan, ducted to façade or roof
- Kitchen exhaust – Individual fan, ducted to façade or roof
- Laundry exhaust – Individual fan, ducted to façade or roof

Other
- Electric cooktop & electric oven
- Outdoor clothes drying line.
- Fridge Space – not well-ventilated

BASIX Inclusions (Lot 7A-141)
Site details
- Lot number - 7A-141
- Site area refer to Site Plan 100
- Landscaping area refer to Site Plan 100

Water Fixtures
- 4 star showers mid flow (>4.5 but <= 6 liters/min) -
- 3 star toilets
- 5 star taps

Rain tank
- 2000L connected to garden, toilets, and laundry
- Collecting from 55m2 roof area
- Connected to garden, toilets and laundry

Energy

Hot water system
- Electric heat pump

Heating and cooling
- Three phase AC
- EER 3.0 - 3.5 cooling
- EER 3.5 - 4.0 heating

Lighting
- Energy efficient lighting throughout

Ventilation
- Bathroom exhaust – individual fan, ducted to façade or roof
- Kitchen exhaust – Individual fan, ducted to façade or roof
- Laundry exhaust – Individual fan, ducted to façade or roof

Other
- Electric cooktop & electric oven
- Outdoor clothes drying line.
- Fridge Space – not well-ventilated

BASIX Inclusions (Lot 7A-142)
Site details
- Lot number - 7A-142
- Site area refer to Site Plan 100
- Landscaping area refer to Site Plan 100

Water Fixtures
- 4 star showers mid flow (>4.5 but <= 6 liters/min) -
- 3 star toilets
- 5 star taps

Rain tank
- 2000L connected to garden, toilets, and laundry
- Collecting from 55m2 roof area
- Connected to garden, toilets and laundry

Energy

Hot water system
- Electric heat pump

Heating and cooling
- Three phase AC
- EER 3.0 - 3.5 cooling
- EER 3.5 - 4.0 heating

Lighting
- Energy efficient lighting throughout

Ventilation
- Bathroom exhaust – individual fan, ducted to façade or roof
- Kitchen exhaust – Individual fan, ducted to façade or roof
- Laundry exhaust – Individual fan, ducted to façade or roof

Other
- Electric cooktop & electric oven
- Outdoor clothes drying line.
- Fridge Space – not well-ventilated

BASIX Inclusions (Lot 7A-151)
Site details
- Lot number - 7A-151
- Site area refer to Site Plan 100
- Landscaping area refer to Site Plan 100

Water Fixtures
- 4 star showers mid flow (>4.5 but <= 6 liters/min) -
- 3 star toilets
- 5 star taps

Rain tank
- 2000L connected to garden, toilets, and laundry
- Collecting from 55m2 roof area
- Connected to garden, toilets and laundry

Energy

Hot water system
- Electric heat pump

Heating and cooling
- Three phase AC
- EER 3.0 - 3.5 cooling
- EER 3.5 - 4.0 heating

Lighting
- Energy efficient lighting throughout

Ventilation
- Bathroom exhaust – individual fan, ducted to façade or roof
- Kitchen exhaust – Individual fan, ducted to façade or roof
- Laundry exhaust – Individual fan, ducted to façade or roof

Other
- Electric cooktop & electric oven
- Outdoor clothes drying line.
- Fridge Space – not well-ventilated

BASIX Inclusions (Lot 7A-152)
Site details
- Lot number - 7A-152
- Site area refer to Site Plan 100
- Landscaping area refer to Site Plan 100

Water Fixtures
- 4 star showers mid flow (>4.5 but <= 6 liters/min) -
- 3 star toilets
- 5 star taps

Rain tank
- 2000L connected to garden, toilets, and laundry
- Collecting from 60m2 roof area
- Connected to garden, toilets and laundry

Energy

Hot water system
- Electric heat pump

Heating and cooling
- Three phase AC
- EER 3.0 - 3.5 cooling
- EER 3.5 - 4.0 heating

Lighting
- Energy efficient lighting throughout

Ventilation
- Bathroom exhaust – individual fan, ducted to façade or roof
- Kitchen exhaust – Individual fan, ducted to façade or roof
- Laundry exhaust – Individual fan, ducted to façade or roof

Other
- Electric cooktop & electric oven
- Outdoor clothes drying line.
- Fridge Space – not well-ventilated

Certificate No. # TMTH3HKPXI
Scan QR code or follow website link for rating details.
Assessor name Claude-Francois Sookloll
Accreditation No. DMN/14/1662
Property Address 7A-081, Lot 7A-081 (#56) Prescot Parade MILPERRA, 2214, NSW, 2214
https://www.fr5.com.au/QRCodeLanding?PublicId=TMTH3HKPXI

date	rev	amendment
28.02.25	B	ISSUE FOR DA SUBMISSION
31.01.25	A	ISSUE FOR BASIX ASSESSMENT

MIRVAC DESIGN
Level 28 200 George St
Sydney NSW 2000
T 02 9080 8000
architecture
urban design
interior design
graphic design
Mirvac Design Pty.Ltd.
ABN 78 003 359 153
Mirvac Design Nominated / Responsible Architects
Anita Verma Michael Wiener David Hirst Andrew La
https://www.mirvacdesign.com/nominated-architects

client: mirvac

project: **RIVERLANDS - MILPERRA**
56 Prescot Parade, Milperra NSW 2214
stage: 01
site: 7A

title: BASIX REQUIREMENTS

job no: MB-10245
drawing no: 721
date: 28.02.25
scale @ A1:
rev: B

Copyright of the design and other information shown here is owned by Mirvac Design pty. ltd. Reproduction or use of the design by any party for any purpose is expressly forbidden without the written permission of Mirvac Design pty. ltd.

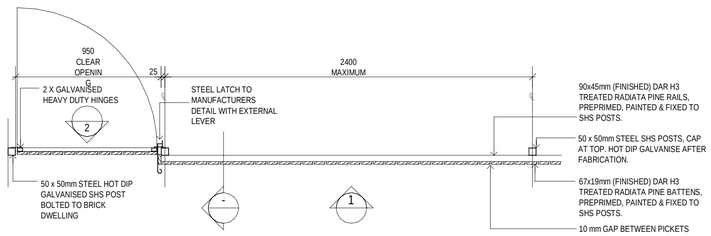

1 VERTICAL TIMBER BATTEN FENCE DETAILS
PLAN
SCALE 1:20

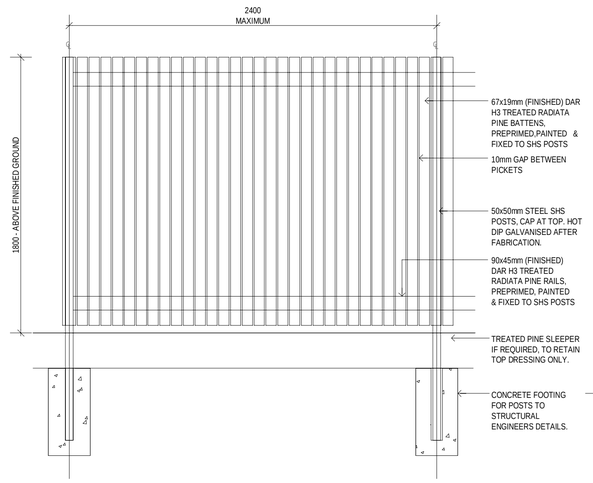

2 VERTICAL TIMBER BATTEN FENCE DETAILS
ELEVATION 1
SCALE 1:20

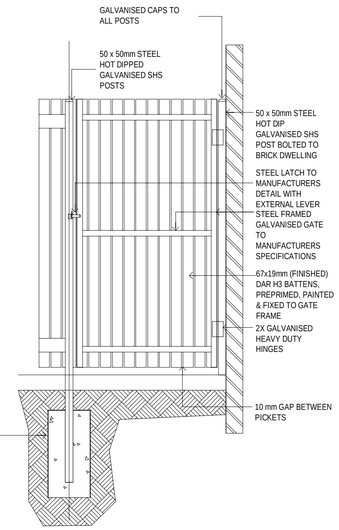

3 VERTICAL TIMBER BATTEN FENCE DETAILS
ELEVATION 2
SCALE 1:20

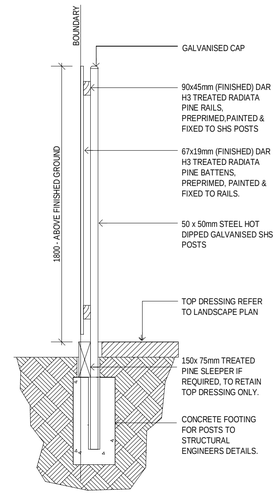

4 VERTICAL TIMBER BATTEN FENCE DETAILS
SECTION
SCALE 1:20

1 FENCE DETAILS

Certificate No. # TMTH3HKPXI

Scan QR code or follow website link for rating details.

Assessor name	Claude-Francois Sookloll
Accreditation No.	DMN/14/1662
Property Address	7A-081, Lot 7A-081 (#56) Prescot Parade MILPERRA, 2214, NSW, 2214

https://www.fr5.com.au/QRCodeLanding?PublicId=TMTH3HKPXI

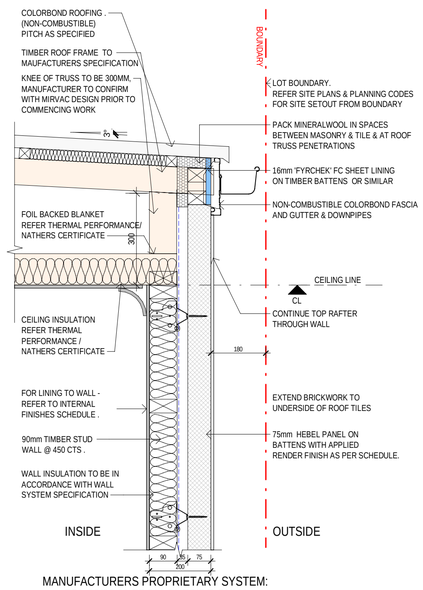

MANUFACTURERS PROPRIETARY SYSTEM:
FRL 60/60/60 FROM OUTSIDE ONLY

ALL FIRE RATED DETAILS & CONSTRUCTION TO BE
STRICTLY IN ACCORDANCE WITH
NCC PERFORMANCE PROVISIONS &
FIRE SAFETY REQUIREMENTS

2 FIRE RATED EAVES DETAIL - METAL ROOF - ZERO EAVES

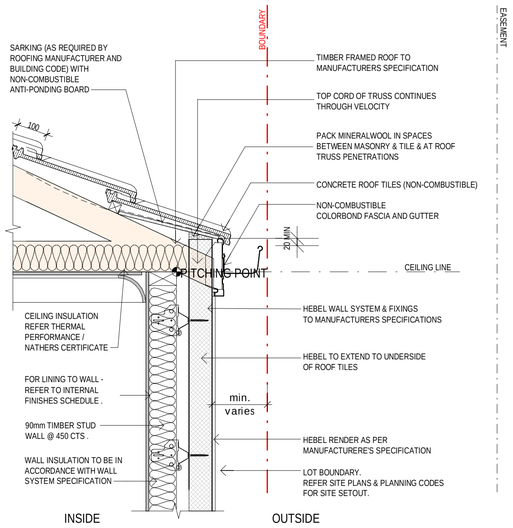

3 FIRE RATED EAVES DETAIL - TILED ROOF - ZERO EAVES

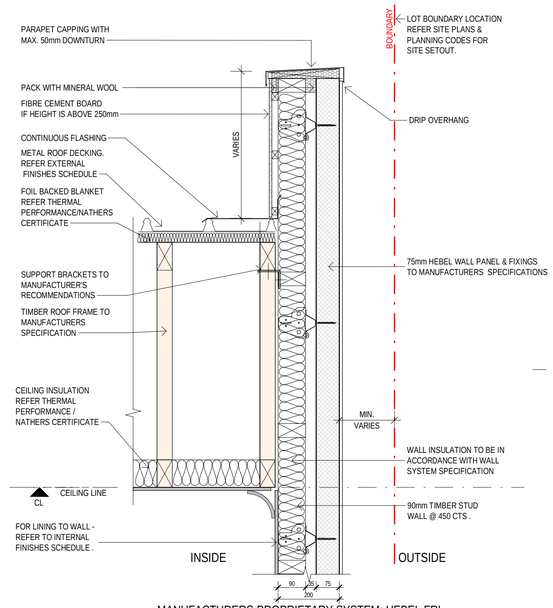

MANUFACTURERS PROPRIETARY SYSTEM: HEBEL FRL
240/180/180 FROM OUTSIDE ONLY

ALL FIRE RATED DETAILS & CONSTRUCTION TO BE
STRICTLY IN ACCORDANCE WITH
NCC PERFORMANCE PROVISIONS &
FIRE SAFETY REQUIREMENTS

4 HEBEL PARAPET

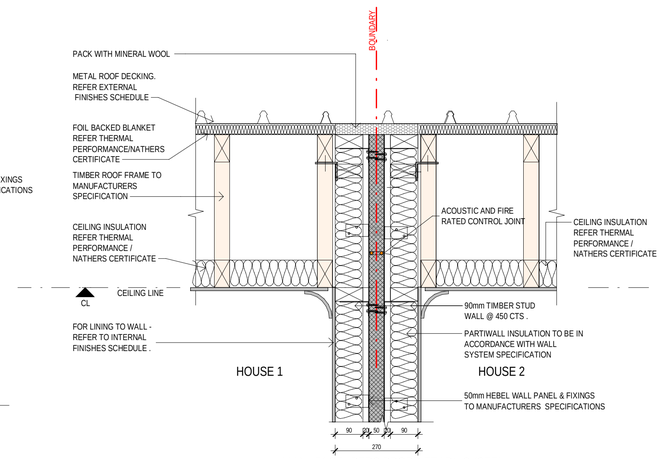

MANUFACTURERS PROPRIETARY SYSTEM:
HEBEL FRL 90/90/90

ALL FIRE RATED DETAILS & CONSTRUCTION TO BE
STRICTLY IN ACCORDANCE WITH
NCC PERFORMANCE PROVISIONS &
FIRE SAFETY REQUIREMENTS

5 HEBEL PARTY WALL TO WALL

date	rev	amendment
28.02.25	B	ISSUE FOR DA SUBMISSION
31.01.25	A	ISSUE FOR BASIX ASSESSMENT

MIRVAC DESIGN
architecture
interior design
landscape design
graphic design
Level 28 100 George St
Sydney NSW 2000
T 02 9080 8000
Mirvac Design Pty Ltd.
ABN 76 003 398 053
Mirvac Design Nominated / Responsible Architects
Anita Verma Michael Wiener David Hirst Andrew La
https://www.mirvacdesign.com/nominated-architects

client: mirvac

project:
RIVERLANDS - MILPERRA
56 Prescot Parade, Milperra NSW 2214
stage: 01
site: 7A

title:
TYPICAL DETAILS

job no: MB-10245
drawing no: 800
date: 28.02.25 scale @ A1: As indicated rev: B

Copyright of the design and other information shown here is owned by Mirvac Design pty. ltd. Reproduction or use of the design by any party for any purpose is expressly forbidden without the written permission of Mirvac Design pty. ltd.